

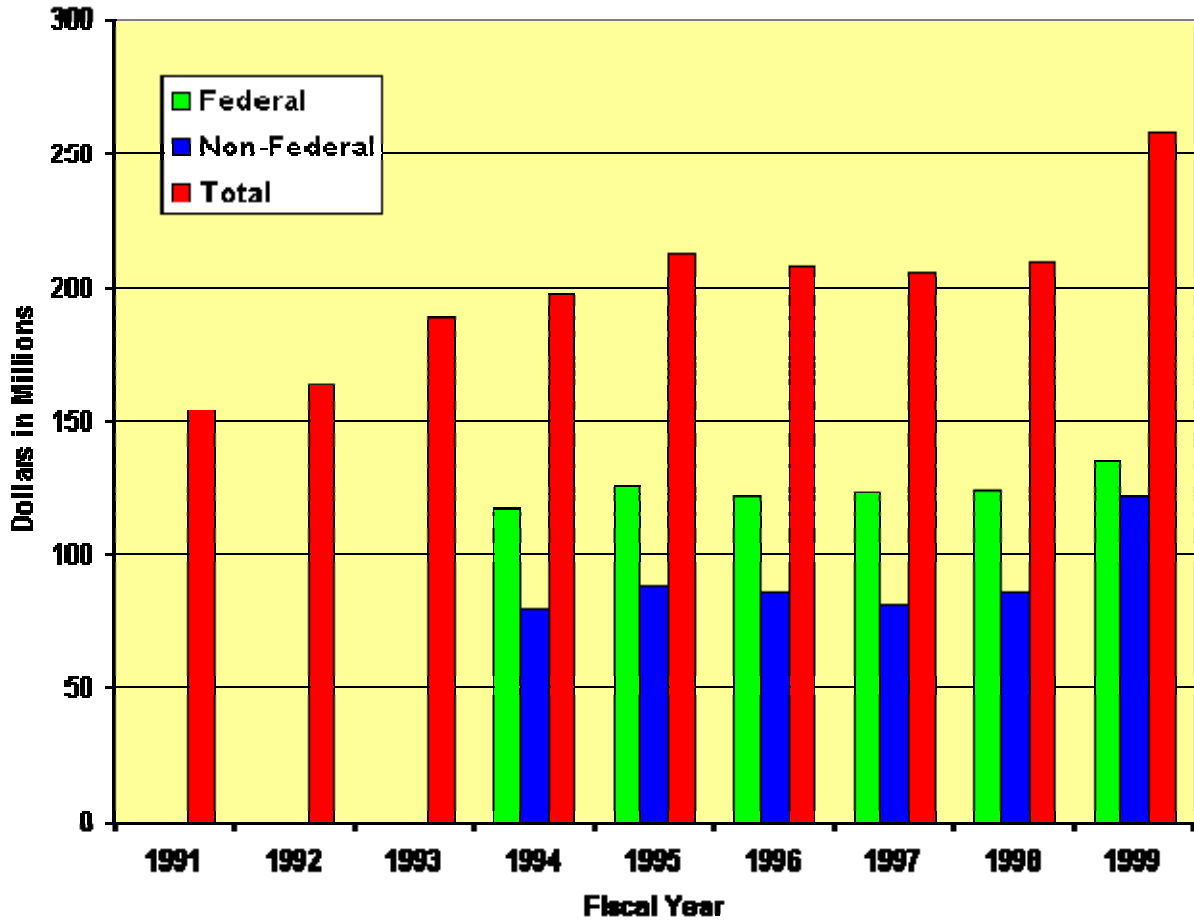


1999 Research Report

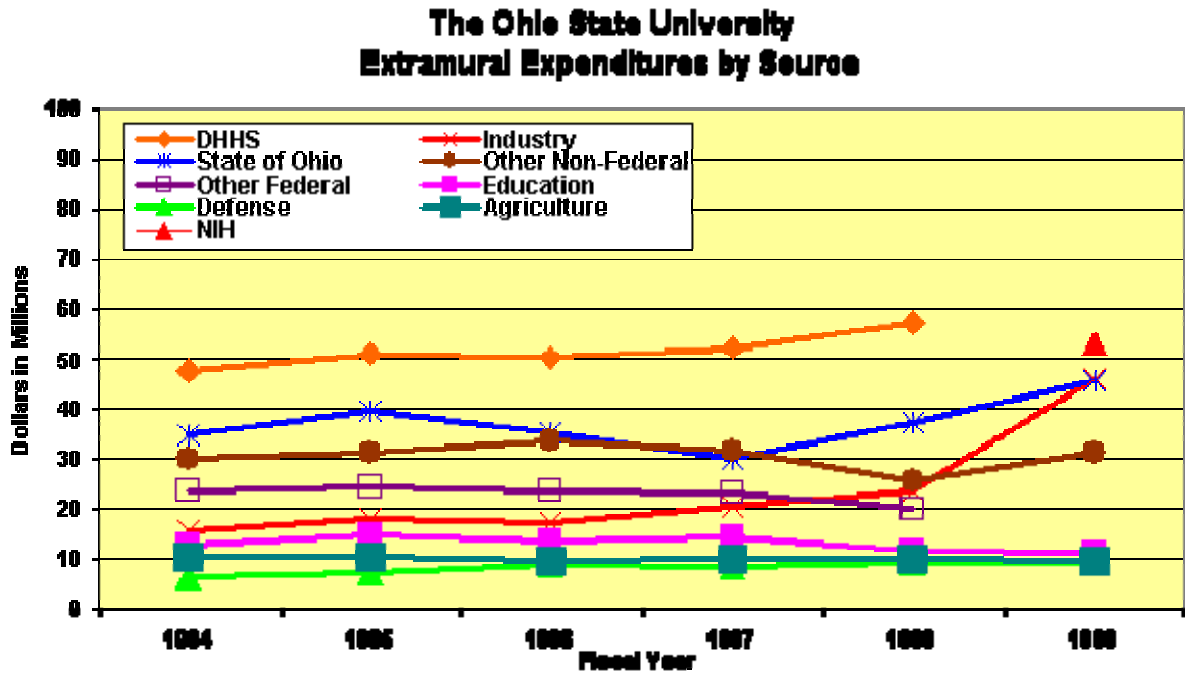
Extramural Expenditure Trends (91-99) ..... 3  
Extramural Expenditures by Source (94-99) ..... 4  
Expenditures by Administrative Unit..... 5  
Expenditures by College ..... 6  
Expenditures by Sources of Funds ..... 7  
Distribution of Projects and Expenditures Among Colleges and Offices of the University ..... 8  
Distribution of Projects and Expenditures Among Departments of the University ..... 10  
Extramural Award Trends (92-99)..... 18  
Extramural Awards by Source (92-99) ..... 19  
Awards by Administrative Unit ..... 20  
Awards by Sources of Funds..... 21  
Awards by College ..... 22  
Distribution of New Awards Among Colleges and Offices of the University..... 23  
Distribution of New Awards Among Departments of the University..... 25

# Extramural Expenditure Trends (91-99)

## The Ohio State University Extramural Expenditure Growth



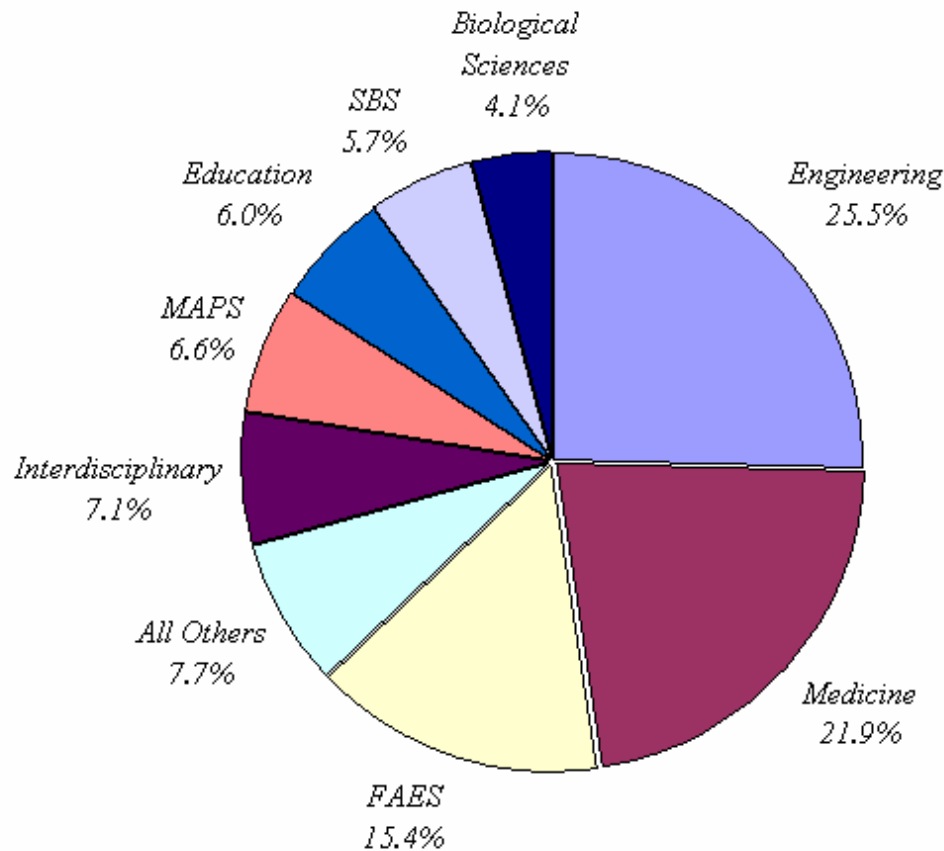
# Extramural Expenditures by Source (94-99)



## Expenditures by Administrative Unit

RF	\$183,359,092
OARDC	\$26,969,517
CHRF	\$9,883,368
OTHER	\$37,734,227
<b>TOTAL</b>	<b>\$257,946,205</b>

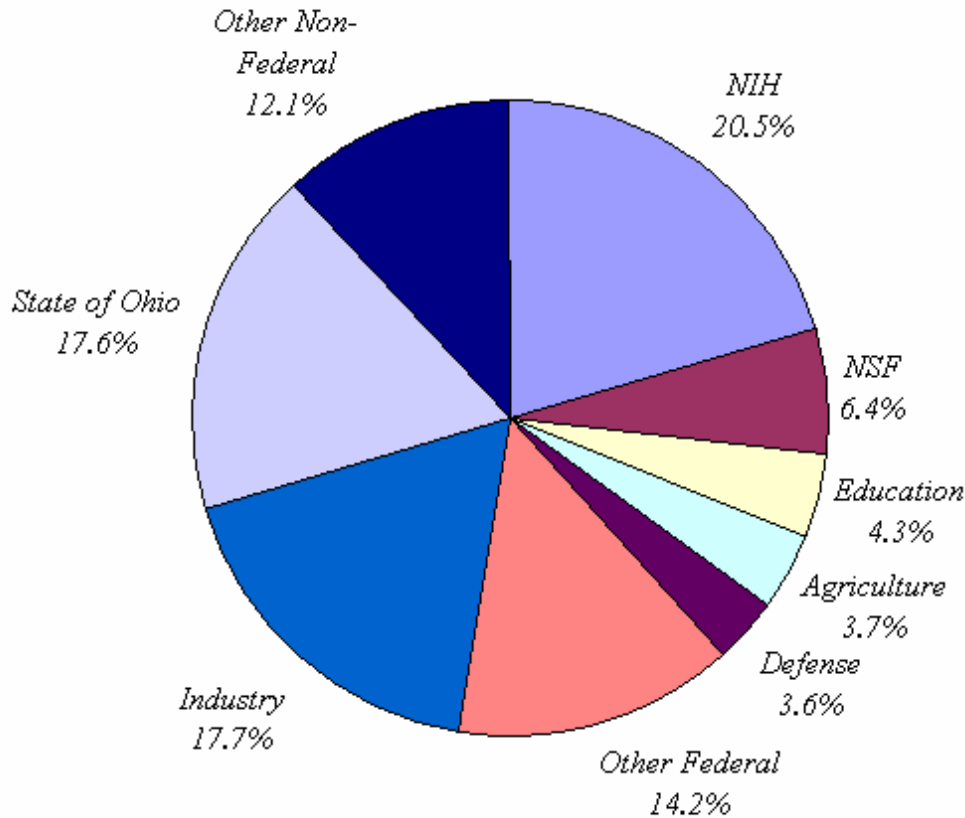
# Expenditures by College



**COLLEGE/OFFICE**

College of Engineering	\$65,851,646
College of Medicine and Public Health and Office of Health Sciences (Medicine)	56,415,861
College of Food, Agricultural and Environmental Sciences and Agricultural Administration (FAES)	39,618,257
Interdisciplinary Programs Reporting to the Offices of Academic Affairs and Research (Interdisciplinary)	18,246,959
College of Math and Physical Sciences (MAPS)	16,929,410
College of Education	15,575,472
College of Social and Behavioral Sciences (SBS)	14,820,328
College of Biological Sciences	10,539,902
All Others (See Table 3 for Details)	19,948,371
<b>TOTAL EXPENDITURES</b>	<b>\$257,946,205</b>

# Expenditures by Sources of Funds



**FEDERAL**

National Institutes of Health ( <i>NIH</i> )	\$ 52,818,892
National Science Foundation ( <i>NSF</i> )	16,464,434
Department of Education	11,140,202
Department of Agriculture	9,572,355
Department of Defense	9,230,272
Other Federal (including NASA, Depts. of Energy and Labor, EPA, NEA, NEH, etc.)	36,530,589

**TOTAL FEDERAL** **135,756,744**

**NON-FEDERAL**

Industry	45,634,763
State of Ohio	45,392,783
Other Non-Federal	31,161,915

**TOTAL NON-FEDERAL** **122,189,461**

**TOTAL EXPENDITURES** **\$257,946,205**

## Distribution of Projects and Expenditures Among Colleges and Offices of the University

COLLEGE/OFFICE	Federal		Non-Federal		Total	
	Amount Awarded (\$)	No.	Amount Awarded (\$)	No.	Amount Awarded (\$)	No.
College of Biological Sciences	8,113,234	160	2,426,668	119	10,539,902	279
College of Dentistry	2,351,614	43	719,798	23	3,071,412	66
College of Education	10,613,493	41	4,961,980	125	15,575,472	166
College of Engineering	20,451,204	323	45,400,442	679	65,851,646	1,002
College of Food, Agricultural and Environmental Sciences and Agricultural Administration	10,714,994	331	28,903,263	851	39,618,257	1,182
College of Human Ecology	338,543	9	747,409	44	1,085,952	53
College of Humanities	717,615	18	334,648	21	1,052,263	39
College of Law			65,787	4	65,787	4
College of Math and Physical Sciences	13,289,643	276	3,639,767	114	16,929,410	390
College of Medicine and Public Health and Office of Health Sciences	38,533,889	492	17,881,972	747	56,415,861	1,238
College of Nursing	862,070	16	297,768	19	1,159,838	35
College of Optometry	2,923,604	21	7,902	3	2,931,506	24
College of Pharmacy	3,146,329	39	560,183	45	3,706,512	84
College of Social and Behavioral Sciences	12,288,189	119	2,532,139	58	14,820,328	177
College of Social Work	116,848	2	134,011	9	250,859	10
College of the Arts	65,024	3	1,682,364	31	1,747,389	34
College of Veterinary Medicine	2,575,585	39	1,260,548	131	3,836,132	170
Fisher College of Business	378,182	7	134,888	10	513,070	17
Graduate School	278,000	1	21,035	1	299,035	2
Interdisciplinary Programs Reporting to the Offices of Academic Affairs and Research	7,928,799	190	10,318,159	113	18,246,959	302
Office of Human Resources			31,209	2	31,209	2
Office of Student Affairs			3,033	3	3,033	3
Regional Campuses	69,887	5	18,830	3	88,717	8

University College			69,042	3	69,042	3
University Libraries			36,615	2	36,615	2
<b>Grand Total</b>	<b>135,756,744</b>	<b>2,132</b>	<b>122,189,461</b>	<b>3,159</b>	<b>257,946,205</b>	<b>5,291</b>

## Distribution of Projects and Expenditures Among Departments of the University

COLLEGE/OFFICE	Federal		Non-Federal		Total	
	Amount Awarded (\$)	No.	Amount Awarded (\$)	No.	Amount Awarded (\$)	No.
Academic Affairs Administration	2,543	1	19,861	2	22,404	3
Accounting and Management Information Systems	50,313	3			50,313	3
Adult Health and Illness Nursing	538,364	6	104,968	7	643,332	13
Advanced Computing Center for the Arts and Design	(389)	1	34,611	3	34,222	4
Aeronautical Engineering, Applied Mechanics and Aviation	794,020	27	2,070,609	37	2,864,628	65
Agricultural and Natural Resources-OSUE	19,038	2	13,438	2	32,477	4
Agricultural Economics and Rural Sociology-OARDC			(21)	1	(21)	1
Agricultural Education	36,025	2	675,570	16	711,596	17
Agricultural Technical Institute - Academic Support	206,349	4			206,349	4
Agricultural Technical Institute - Administrative Support	247,864	3			247,864	3
Agricultural Technologies			(481)	1	(481)	1
Agricultural, Environmental, and Development Economics	477,007	16	382,469	17	859,477	33
Agricultural, Environmental, and Development Economics-OARDC	489,365	12	792,178	9	1,281,543	21
Allied Medical Professions	110,125	3	43,457	8	153,582	11
Anesthesiology	9,117	2	135,556	14	144,673	16
Animal Sciences	17,656	1	65,963	5	83,619	6
Animal Sciences-OARDC	1,559,257	39	2,487,278	51	4,046,535	90

Animal Sciences-OSUE			12,944	3	12,944	3
Anthropology	148,339	4	9,986	1	158,325	6
Art			13,755	1	13,755	1
Art Education			1,521,229	25	1,521,229	25
Arts Administration	(389)	1			(389)	1
Astronomy	888,976	34	224,101	13	1,113,078	47
Biochemistry	1,352,618	12	299,449	15	1,652,067	27
Biological Sciences Administration	3,851	1			3,851	1
Biomedical Engineering	223,095	6	210,619	5	433,714	11
Biostatistics Program	3,096	1	(586)	1	2,511	2
Biotechnology Center			521,026	4	521,026	4
Black Studies			39,092	2	39,092	2
Business Administration	152,570	1			152,570	1
Byrd Polar Research Center	2,980,470	79	189,677	10	3,170,146	89
Campus Electron Optics Facility			624	1	624	1
Cancer Hospital and Research Institute			5,768	1	5,768	1
Cell Biology, Neurobiology and Anatomy	759,707	17	177,986	10	937,693	27
Center for Cognitive Science	231,807	7	45,102	2	276,909	9
Center for Education and Training for Employment	479,062	5	2,736,505	66	3,215,567	71
Center for Health Policy Studies			1,453	1	1,453	1
Center for Human Resource Research	8,016,781	26	1,806,885	21	9,823,665	48
Center for Lake Erie Area Research	1,043,723	54	354,346	19	1,398,069	72
Center for Mapping	1,150,684	10	180,440	8	1,331,124	19
Center for Materials Research	97,374	2	13,183	1	110,557	3
Center for Medieval and Renaissance Studies			45,565	2	45,565	2
Center for Molecular Environmental Health	158,420	2	(5,757)	1	152,663	3
Chemical Engineering	715,006	27	2,909,229	77	3,624,234	105
Chemical Instrumentation Center	405,118	4	(1,000)	1	404,118	5

Chemistry	3,947,487	63	964,391	43	4,911,878	107
Civil and Environmental Engineering and Geodetic Science	1,090,021	28	2,152,931	54	3,242,952	82
Community Development-OSUE	70,561	2	123,072	3	193,633	5
Community, Parent-Child, and Psychiatric Nursing	323,706	10	192,800	12	516,506	22
Comprehensive Cancer Center	4,510,530	80	1,270,349	57	5,780,879	137
Computer and Information Science	1,578,663	31	639,998	19	2,218,660	49
Consumer and Textile Sciences	120,140	4	12,444	3	132,584	7
County Operations-OSUE	19,548	2	2,503,998	165	2,523,547	167
County South District-OSUE			88,009	3	88,009	3
Dance			57,659	1	57,659	1
Dentistry Administration	18,718	3	170,226	3	188,944	6
Diagnostic Services-Dentistry	(975)	1			(975)	1
East Asian Languages and Literatures			3,938	1	3,938	1
Economics	57,398	5	19,829	2	77,227	7
Education Administration	27,196	1	582,738	12	609,933	13
Educational Services and Research	336,544	6	(4,036)	1	332,507	7
Educational Studies: Humanities, Science, Technological, and Vocational	190,595	2	107,675	3	298,270	5
Educational Theory and Practice			12,789	3	12,789	3
Electrical Engineering	3,243,805	70	4,549,638	147	7,793,442	217
Electron Microscopy Laboratory-OARDC			8,149	1	8,149	1
Emergency Medicine	236,814	1	185,838	14	422,651	15
Endodontics	34,442	0			34,442	0
Engineering Administration			82,686	5	82,686	5
Engineering Experiment Station	4,535,928	7	22,616,019	25	27,151,947	32
English	28,616	2	3,532	2	32,148	4
English as a Second Language			48,494	1	48,494	1

Entomology	624,453	26	340,265	15	964,718	41
Entomology-OARDC	815,115	25	1,115,924	33	1,931,038	58
Entomology-OSUE	5,518	0	1,364	1	6,882	1
Evolution, Ecology, and Organismal Biology	687,902	28	1,120,257	58	1,808,160	86
Family Medicine	15,176	2	4,313	2	19,489	4
Finance			109,653	3	109,653	3
Food Animal Health-OARDC	818,622	13	1,206,087	28	2,024,709	41
Food Science and Nutrition-OARDC	157,469	7	605,613	19	763,082	26
Food Science and Technology	248,554	8	551,047	26	799,600	34
Food Science and Technology-OSUE			16	1	16	1
Food, Agricultural and Biological Engineering	566,812	10	222,819	14	789,631	24
Food, Agricultural and Environmental Sciences and Agricultural Administration			214,505	44	214,505	44
Food, Agricultural, and Biological Engineering-OARDC	433,226	15	1,168,719	24	1,601,945	39
Food, Agricultural, and Biological Engineering-OSUE	(49)	1	7,518	1	7,469	2
Foreign Language Center	530,187	5	5,955	1	536,142	6
Geography	201,919	10	43,198	5	245,117	15
Geological Sciences	1,298,883	36	267,055	11	1,565,938	47
Geriatrics and Gerontology			23,120	2	23,120	2
Graduate School Administration	278,000	1	21,035	1	299,035	2
Greek and Latin			15,562	1	15,562	1
Health Sciences Administration	34,615	1	(23,885)	1	10,729	2
Health Sciences Library			7,517	1	7,517	1
Health Services Research	6,827	2			6,827	2
Health, Physical Education, and Recreation	2,125	1	5,571	0	7,696	1
HHHH-OSUE			34,156	6	34,156	6
History	107,238	5	17,255	3	124,493	8
History of Art	65,803	2	55,110	1	120,913	3
Horticulture and Crop Science	134,774	5	222,380	17	357,154	22

Horticulture and Crop Science-OARDC	1,068,413	40	2,456,585	75	3,524,998	114
Human and Community Resource Development-OARDC	4,000	1	425,202	3	429,202	4
Human Cancer Genetics			708,083	8	708,083	8
Human Development and Family Science	103,082	1	685,611	33	788,693	34
Human Development and Family Science-OSUE			8,718	2	8,718	2
Human Ecology Administration	9,012	1			9,012	1
Human Ecology Administration-OSUE			117,285	8	117,285	8
Human Ecology-OARDC	308,690	12	476,282	14	784,972	26
Human Nutrition and Food Management	106,308	3	49,354	8	155,663	11
Humanities Administration			(102)	1	(102)	1
Industrial, Welding and Systems Engineering	1,657,814	28	2,075,830	90	3,733,644	118
Interdisciplinary-OARDC			825	2	825	2
Internal Medicine	7,103,828	51	2,304,688	150	9,408,516	201
International Programs in Agriculture	41,911	6	210,221	7	252,132	13
Labor Education and Research Services			1,283	1	1,283	1
Law			65,787	4	65,787	4
Lima Campus	17,057	2	4,491	1	21,548	3
Linguistics	51,574	6	175,221	7	226,795	13
Management and Human Resources	152,570	1	11,396	2	163,966	3
Management Sciences	20,829	1	8,264	3	29,092	4
Mansfield Campus	6,083	1	5,193	1	11,276	2
Marketing			4,292	1	4,292	1
Materials Science and Engineering	3,022,739	38	2,472,341	73	5,495,080	111
Mathematics	909,034	43	51,811	7	960,845	50
Mechanical Engineering	3,433,013	60	3,310,187	81	6,743,200	140
Medical Biochemistry	1,661,613	20	311,205	17	1,972,818	37

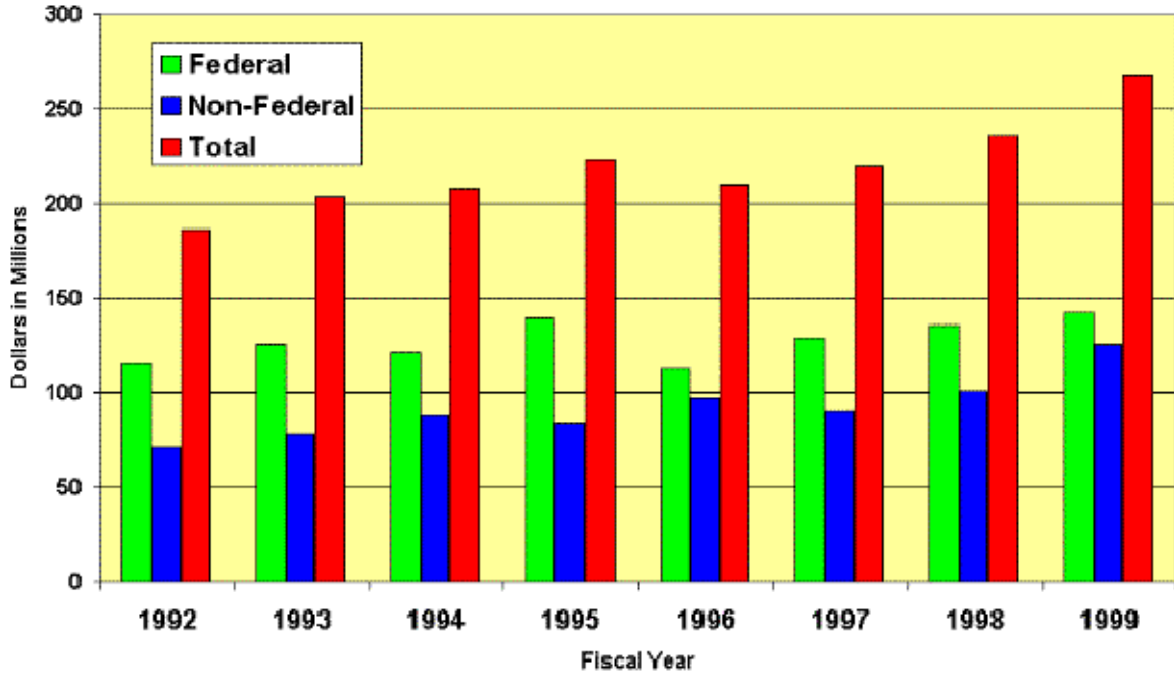
Medicine and Public Health Administration	2,322,002	11	122,553	4	2,444,555	15
Mershon Center for Education	99,679	3	216,164	4	315,843	7
Microbiology	2,458,845	34	195,948	8	2,654,792	42
Microbiology and Immunology	2,365,597	23	125,674	9	2,491,271	32
Minority Affairs	354,806	4			354,806	4
Molecular Genetics	1,481,901	24	251,763	17	1,733,664	41
National Regulatory Research Institute			2,129,625	62	2,129,625	62
Natural Resources	811,246	27	336,344	31	1,147,590	58
Natural Resources-OARDC	1,123,337	25	1,421,268	41	2,544,604	66
Natural Resources-OSUE			436	1	436	1
Neurobiotechnology Center	1,387,419	21	114,728	9	1,502,147	30
Neurology	460,672	4	1,863,625	81	2,324,297	85
Newark Campus	46,747	2	9,146	1	55,893	3
Nisonger Center	617,526	8	170,409	11	787,935	19
OARnet	7,486	1	2,033,048	2	2,040,534	3
Obstetrics and Gynecology	1,126,859	27	630,351	15	1,757,210	41
Office of International Studies	670,519	14	39,092	2	709,611	16
Ohio Agricultural Research and Development Center	164,923	25	9,302,011	97	9,466,933	122
Ohio Supercomputer Center	624,594	8	6,383,951	26	7,008,544	34
Ophthalmology	134,378	10	74,078	6	208,456	16
Optometry	2,923,604	21	7,902	3	2,931,506	24
Oral and Maxillofacial Surgery	107,685	1	63,975	1	171,661	2
Oral Biology	1,006,589	16	118,950	5	1,125,538	21
Oral Pathology	282,354	3	9,274	1	291,628	4
Organization and Human Resource Development			31,209	2	31,209	2
Orthodontics	74,923	2	23,659	3	98,581	5
OSUE Administration	13,234	2	70,323	9	83,557	11
Otolaryngology	543,266	5	301,387	4	844,653	8
Pathology	3,144,629	34	192,846	13	3,337,474	47
Pediatric Dentistry			4,053	1	4,053	1
Pediatrics	4,172,162	80	6,055,691	200	10,227,852	280
Periodontology	367,939	8	129,661	1	497,600	9

Pharmacology	1,508,229	14	899,497	13	2,407,726	27
Pharmacy	3,146,329	39	560,183	45	3,706,512	84
Physical Medicine	884,530	9	416,718	10	1,301,248	19
Physics	6,010,382	90	2,036,230	38	8,046,612	127
Physiology	1,468,819	16	520,848	16	1,989,666	31
Piketon Research and Extension Center-OARDC	32,510	1	46,668	6	79,178	7
Plant Biology	1,006,287	26	125,821	5	1,132,108	30
Plant Biotechnology	497,378	9	93,164	3	590,542	11
Plant Pathology	117,574	3	175,362	9	292,935	12
Plant Pathology-OARDC	701,176	23	1,351,822	56	2,052,998	79
Plant Pathology-OSUE	5,270	0			5,270	0
Political Science	195,849	8	28,864	2	224,713	9
Preventive Medicine			(39,019)	2	(39,019)	2
Psychiatry	1,074,818	8	238,690	12	1,313,508	19
Psychology	2,522,785	40	291,459	13	2,814,244	53
Public Policy and Management	1,900	1			1,900	1
Radiology	703,863	7	47,956	2	751,818	10
Research Administration			299,473	18	299,473	18
Restorative and Prosthetic Dentistry	453,112	7	200,000	8	653,112	15
School of Architecture	157,101	2	180,732	5	337,833	7
School of Educational Policy and Leadership	7,596	2	249,517	6	257,112	8
School of Journalism and Communication	57,728	3			57,728	3
School of Physical Activity and Educational Services	3,632,846	16	501,633	10	4,134,479	25
School of Public Health	1,018,241	18	557,027	14	1,575,268	32
School of Public Policy and Management	92,295	3	16,027	2	108,322	5
School of Teaching and Learning	5,937,531	8	721,095	23	6,658,626	31
Secret Arboretum-OARDC			1,197	1	1,197	1
Social Work	116,848	2	134,011	9	250,859	10
Sociology	404,780	8	66,192	5	470,972	13
Spanish and Portuguese			17,189	0	17,189	0

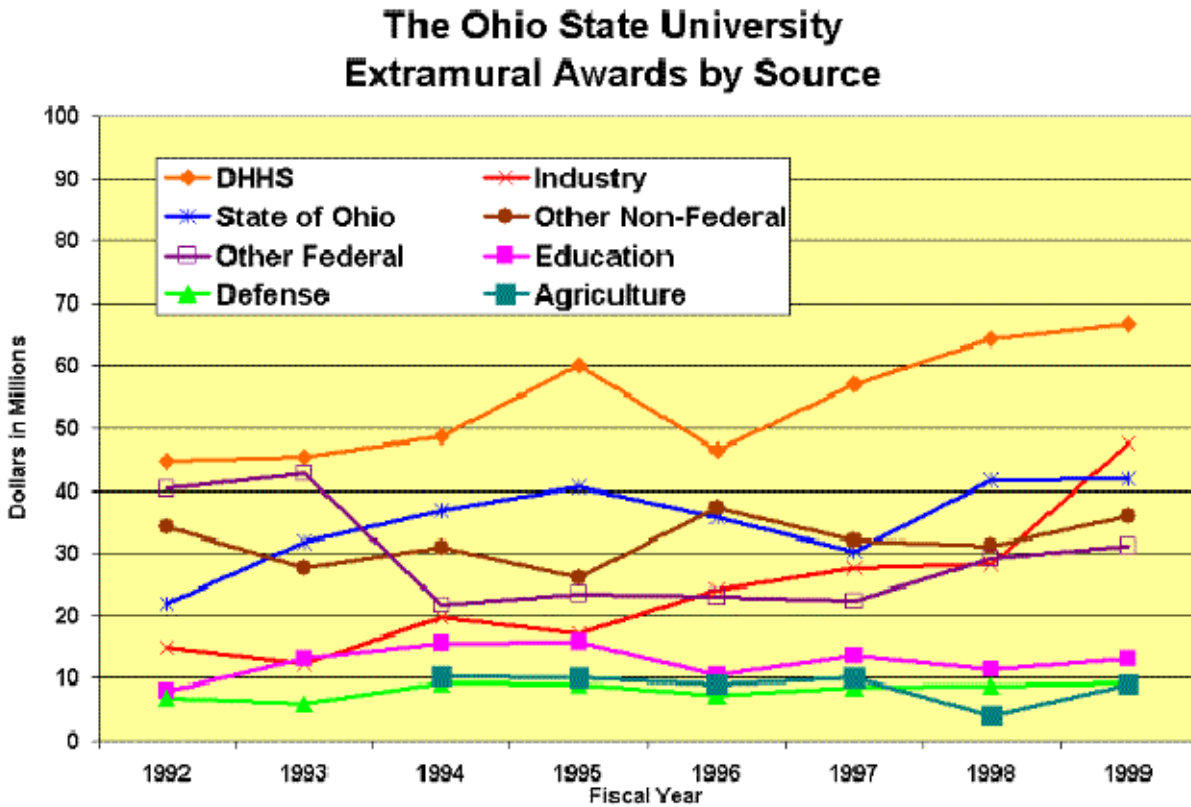
Speech and Hearing	490,636	10	33,537	2	524,173	12
Statistics	234,880	10	96,179	2	331,059	12
Student Affairs Administration			1,579	1	1,579	1
Student Health Service			1,454	2	1,454	2
Surgery	1,159,353	21	433,468	43	1,592,821	64
Technology Partnerships			186	1	186	1
University College Administration			69,042	3	69,042	3
University Laboratory Animal Resources	195,618	2	171,903	2	367,521	4
University Libraries			36,615	2	36,615	2
University Systems	2,543	1			2,543	1
Veterinary Biosciences	2,218,640	32	657,142	50	2,875,782	81
Veterinary Clinical Sciences	348,474	5	533,884	67	882,358	72
Veterinary Medicine Administration	8,470	2	45,041	2	53,511	4
Veterinary Preventative Medicine			24,481	12	24,481	12
Wexner Center for the Arts - Education			18,159	4	18,159	4
Wexner Center for the Arts - Exhibitions			23,889	1	23,889	1
Wexner Center for the Arts - Film and Video			18,606	1	18,606	1
Wexner Center for the Arts - Performing Arts			41,867	6	41,867	6
Women's Studies			11,441	1	11,441	1
Young Scholars Program			(28,929)	1	(28,929)	1
<b>Grand Total</b>	<b>135,756,744</b>	<b>2,132</b>	<b>122,189,461</b>	<b>3,159</b>	<b>257,946,205</b>	<b>5,291</b>

# Extramural Award Trends (92-99)

### The Ohio State University Extramural Award Growth



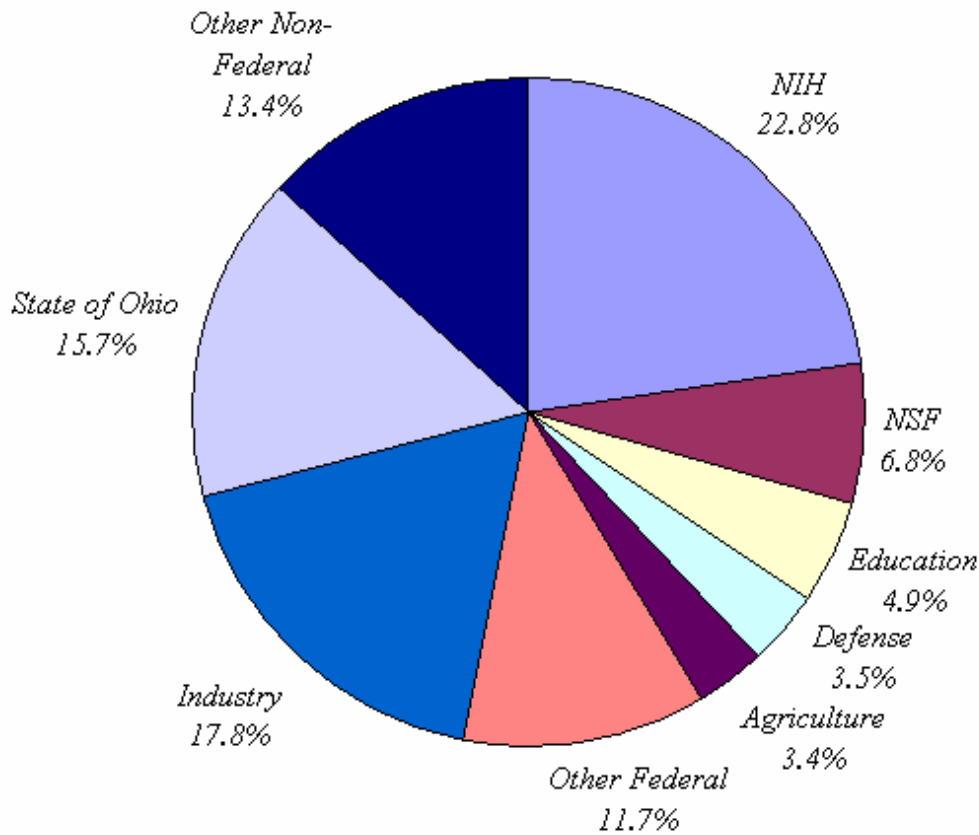
# Extramural Awards by Source (92-99)



## Awards by Administrative Unit

Research Foundation (RF)	\$192,595,675
Ohio Agricultural Research and Development Center (OARDC)	\$26,969,517
Children's Hospital Research Foundation (CHRF)	\$9,817,727
OTHER (FAS, OBOR, TRC)	\$37,734,227
<b>TOTAL</b>	<b>\$267,117,146</b>

# Awards by Sources of Funds



**FEDERAL**

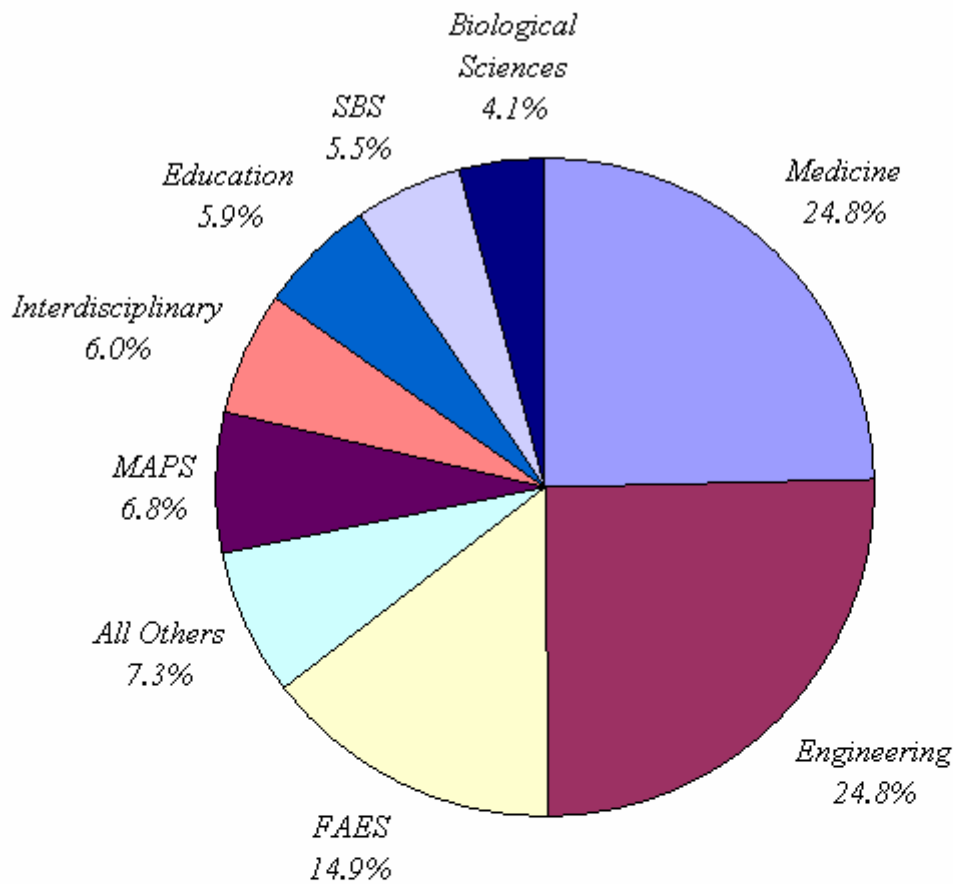
National Institutes of Health (NIH)	\$ 60,871,460
National Science Foundation (NSF)	18,093,254
Department of Education	13,206,066
Department of Defense	9,309,778
Department of Agriculture	9,065,374
Other Federal (including NASA, Depts. of Energy and Labor, EPA, NEA, NEH, etc.)	31,194,808
<b>TOTAL FEDERAL</b>	<b>141,740,740</b>

**NON-FEDERAL**

Industry	47,519,236
State of Ohio	41,978,305
Other Non-Federal	35,878,865
<b>TOTAL NON-FEDERAL</b>	<b>125,376,406</b>

<b>TOTAL AWARDS</b>	<b>\$267,117,146</b>
---------------------	----------------------

# Awards by College



**COLLEGE/OFFICE**

College of Medicine and Public Health and Office of Health Sciences ( <i>Medicine</i> )	\$66,326,152
College of Engineering	66,268,589
College of Food, Agricultural and Environmental Sciences and Agricultural Administration ( <i>FAES</i> )	39,721,376
College of Math and Physical Sciences ( <i>MAPS</i> )	18,237,524
Interdisciplinary Programs Reporting to the Offices of Academic Affairs and Research ( <i>Interdisciplinary</i> )	15,916,825
College of Education	15,653,117
College of Social and Behavioral Sciences ( <i>SBS</i> )	14,623,454
College of Biological Sciences	10,901,128
All Others ( <i>See Table 3 for Details</i> )	19,468,981

**TOTAL AWARDS**

**\$267,117,146**

## Distribution of New Awards Among Colleges and Offices of the University

COLLEGE/OFFICE	Federal		Non-Federal		Total	
	Amount Awarded (\$)	No.	Amount Awarded (\$)	No.	Amount Awarded (\$)	No.
College of Biological Sciences	7,901,724	72	2,999,404	58	10,901,128	130
College of Dentistry	1,804,025	16	825,560	24	2,629,585	40
College of Education	11,927,545	19	3,725,572	57	15,653,117	76
College of Engineering	17,523,459	181	48,745,130	422	66,268,589	603
College of Food, Agricultural and Environmental Sciences and Agricultural Administration	10,353,126	244	29,368,250	524	39,721,376	768
College of Human Ecology	176,984	2	394,746	7	571,730	9
College of Humanities	962,516	8	265,225	15	1,227,741	23
College of Law			145,000	2	145,000	2
College of Math and Physical Sciences	14,202,357	139	4,035,167	71	18,237,524	210
College of Medicine and Public Health and Office of Health Sciences	44,720,669	197	21,605,483	732	66,326,152	929
College of Nursing	859,820	9	238,742	9	1,098,562	18
College of Optometry	3,102,345	11	8,564	2	3,110,909	13
College of Pharmacy	2,875,801	21	1,016,539	25	3,892,340	46
College of Social and Behavioral Sciences	11,397,430	40	3,226,024	20	14,623,454	60
College of Social Work	74,366	1	80,384	2	154,750	3
College of the Arts	62,834	1	1,378,216	8	1,441,050	9
College of Veterinary Medicine	2,962,757	26	1,441,645	108	4,404,402	134
Fisher College of Business	24,077	1	239,676	5	263,753	6
Graduate School	306,400	1	21,035	1	327,435	2
Interdisciplinary Programs Reporting to the Offices of Academic Affairs and Research	6,164,731	56	9,752,094	73	15,916,825	129
Office of Human Resources			31,714	2	31,714	2
Office of Student Affairs			28,961	1	28,961	1

Regional Campuses			60,682	3	60,682	3
University College			80,367	3	80,367	3
<b>Grand Total</b>	<b>137,402,966</b>	<b>1,045</b>	<b>129,714,180</b>	<b>2,174</b>	<b>267,117,146</b>	<b>3,219</b>

## Distribution of New Awards Among Departments of the University

COLLEGE/OFFICE	Federal		Non-Federal		Total	
	Amount Awarded (\$)	No.	Amount Awarded (\$)	No.	Amount Awarded (\$)	No.
Academic Affairs Administration			19,861	2	19,861	2
Adult Health and Illness Nursing	700,676	5	82,385	5	783,061	10
Aeronautical Engineering, Applied Mechanics and Aviation	591,039	13	2,728,237	38	3,319,276	51
Agricultural and Natural Resources-OSUE	15,000	1	12,085	2	27,085	3
Agricultural Education			128,632	2	128,632	2
Agricultural Technical Institute - Administrative Support	236,606	2			236,606	2
Agricultural, Environmental, and Development Economics	288,000	3	10,000	1	298,000	4
Agricultural, Environmental, and Development Economics-OARDC	875,403	18	1,327,409	15	2,202,812	33
Allied Medical Professions	108,223	2	102,498	4	210,721	6
Anesthesiology	212,036	1	94,269	16	306,305	17
Animal Sciences-OARDC	1,498,571	36	2,508,237	49	4,006,808	85
Art			16,916	1	16,916	1
Art Education			1,360,000	6	1,360,000	6
Arts Administration			1,300	1	1,300	1
Astronomy	1,141,706	15	213,660	6	1,355,366	21
Biochemistry	816,424	4	326,000	8	1,142,424	12
Biological Sciences Administration	200	1			200	1
Biomedical Engineering	369,290	1	51,092	2	420,382	3
Biostatistics Program			(586)	1	(586)	1
Biotechnology Center			260,513	2	260,513	2
Byrd Polar Research Center	3,286,561	39	216,999	9	3,503,560	48
Cancer Hospital and Research Institute			12,000	2	12,000	2

Cell Biology, Neurobiology and Anatomy	947,436	6	280,125	9	1,227,561	15
Center for Cognitive Science	30,000	1	50,657	2	80,657	3
Center for Education and Training for Employment	928,356	3	2,206,257	39	3,134,613	42
Center for Human Resource Research	7,040,747	6	2,454,359	7	9,495,106	13
Center for Lake Erie Area Research	1,151,071	1	337,950	15	1,489,021	16
Center for Mapping	431,917	2	96,540	7	528,457	9
Center for Materials Research			304,359	1	304,359	1
Center for Medieval and Renaissance Studies			41,325	1	41,325	1
Chemical Engineering	1,186,123	13	2,775,424	35	3,961,547	48
Chemical Instrumentation Center			(1,000)	1	(1,000)	1
Chemistry	4,493,891	35	1,303,652	33	5,797,543	68
Civil and Environmental Engineering and Geodetic Science	1,096,329	18	2,135,310	38	3,231,639	56
Community Development-OSUE			89,125	1	89,125	1
Community, Parent-Child, and Psychiatric Nursing	159,144	4	156,357	4	315,501	8
Comprehensive Cancer Center	5,752,490	17	2,035,674	44	7,788,164	61
Computer and Information Science	1,711,407	16	906,068	12	2,617,475	28
Consumer and Textile Sciences			10,000	1	10,000	1
County Operations-OSUE			455,995	14	455,995	14
County South District-OSUE			96,273	2	96,273	2
Dentistry Administration			249,951	5	249,951	5
East Asian Languages and Literatures	300,000	1	8,500	2	308,500	3
Economics	114,950	2			114,950	2
Education Administration			175,897	3	175,897	3
Electrical Engineering	3,743,591	35	3,760,842	79	7,504,433	114
Electron Microscopy Laboratory-OARDC			8,149	1	8,149	1
Emergency Medicine	367,200	2	192,244	11	559,444	13
Engineering Administration			299,999	1	299,999	1
Engineering Experiment Station	4,484,898	5	22,444,468	62	26,929,366	67

English	98,405	1	4,922	1	103,327	2
English as a Second Language			52,383	1	52,383	1
Entomology	316,246	5	136,077	4	452,323	9
Entomology-OARDC	1,176,928	21	1,311,868	34	2,488,796	55
Evolution, Ecology, and Organismal Biology	311,789	13	1,236,851	22	1,548,640	35
Family Medicine	290,071	2			290,071	2
Finance			225,000	1	225,000	1
Food Animal Health-OARDC	684,164	8	1,162,613	19	1,846,777	27
Food Science and Nutrition-OARDC	538,269	10	1,232,428	36	1,770,697	46
Food Science and Technology			40,000	1	40,000	1
Food Science and Technology-OSUE			110,911	2	110,911	2
Food, Agricultural and Biological Engineering			21,773	1	21,773	1
Food, Agricultural, and Biological Engineering-OARDC	669,165	18	1,208,854	27	1,878,019	45
Food, Agricultural, and Biological Engineering-OSUE			7,814	1	7,814	1
Foreign Language Center	310,000	1			310,000	1
Geography	116,549	3			116,549	3
Geological Sciences	736,981	13	402,221	5	1,139,202	18
Geriatrics and Gerontology			43,285	2	43,285	2
Graduate School Administration	306,400	1	21,035	1	327,435	2
Greek and Latin			20,000	1	20,000	1
Health Sciences Administration			(23,885)	1	(23,885)	1
Health Services Research			18,000	1	18,000	1
History	123,630	3	10,148	2	133,778	5
History of Art	62,834	1			62,834	1
Horticulture and Crop Science			84,750	6	84,750	6
Horticulture and Crop Science-OARDC	1,110,896	36	2,934,451	68	4,045,347	104
Human and Community Resource Development-OARDC	69,018	2	990,054	5	1,059,072	7
Human Cancer Genetics			708,083	8	708,083	8
Human Development and Family Science	111,347	1	334,259	4	445,606	5
Human Development and Family Science-OSUE			34,764	2	34,764	2

Human Ecology Administration-OSUE			1,606,783	2	1,606,783	2
Human Ecology-OARDC	579,482	14	668,947	21	1,248,429	35
Human Nutrition and Food Management	65,637	1	50,487	2	116,124	3
Humanities Administration			(102)	1	(102)	1
Industrial, Welding and Systems Engineering	868,905	9	2,205,716	45	3,074,621	54
Interdisciplinary-OARDC			825	2	825	2
Internal Medicine	7,901,016	30	3,192,322	205	11,093,338	235
International Programs in Agriculture			136,226	2	136,226	2
Labor Education and Research Services			1,283	1	1,283	1
Law			145,000	2	145,000	2
Linguistics	130,481	2	180,432	7	310,913	9
Management Sciences	24,077	1	9,100	2	33,177	3
Mansfield Campus			60,682	3	60,682	3
Marketing			4,292	1	4,292	1
Materials Science and Engineering	3,633,126	29	2,536,738	52	6,169,864	81
Mathematics	1,107,614	24	31,825	1	1,139,439	25
Mechanical Engineering	4,041,743	41	2,223,620	45	6,265,363	86
Medical Biochemistry	1,538,689	7	577,467	9	2,116,156	16
Medicine and Public Health Administration	2,561,831	3	189,948	4	2,751,779	7
Mershon Center for Education			280,000	2	280,000	2
Microbiology	3,141,244	22	204,065	4	3,345,309	26
Microbiology and Immunology	2,726,912	14	229,383	5	2,956,295	19
Minority Affairs	407,075	2			407,075	2
Molecular Genetics	2,190,415	15	764,820	11	2,955,235	26
National Regulatory Research Institute			2,181,822	11	2,181,822	11
Natural Resources	49,903	2	33,178	6	83,081	8
Natural Resources-OARDC	1,914,411	38	1,380,414	46	3,294,825	84
Neurobiotechnology Center	1,290,376	9	277,823	9	1,568,199	18
Neurology	340,863	2	2,629,881	165	2,970,744	167
Nisonger Center	765,030	5	339,476	11	1,104,506	16
OARnet	7,486	1	2,033,048	2	2,040,534	3
Obstetrics and Gynecology	616,331	4	514,556	26	1,130,887	30

Office of International Studies	754,812	9	88,983	1	843,795	10
Ohio Agricultural Research and Development Center	(284,216)	11	9,624,889	99	9,340,673	110
Ohio Supercomputer Center	95,809	1	5,965,654	15	6,061,463	16
Ophthalmology	156,201	3	341,849	9	498,050	12
Optometry	3,102,345	11	8,564	2	3,110,909	13
Oral and Maxillofacial Surgery			67,500	2	67,500	2
Oral Biology	575,383	8	86,512	2	661,895	10
Oral Pathology	326,298	1	9,600	1	335,898	2
Organization and Human Resource Development			31,714	2	31,714	2
Orthodontics	38,690	1	105,000	2	143,690	3
OSUE Administration	79,617	1	56,928	2	136,545	3
Otolaryngology	497,270	3	389,495	8	886,765	11
Pathology	4,018,575	14	172,554	3	4,191,129	17
Pediatric Dentistry			42,443	1	42,443	1
Pediatrics	4,454,454	26	5,622,205	69	10,076,659	95
Periodontology	245,305	3	78,666	2	323,971	5
Pharmacology	1,195,771	7	1,078,531	7	2,274,302	14
Pharmacy	2,875,801	21	1,016,539	25	3,892,340	46
Physical Medicine	1,655,208	6	418,878	8	2,074,086	14
Physics	6,117,898	45	1,983,500	23	8,101,398	68
Physiology	1,704,552	8	486,025	13	2,190,577	21
Piketon Research and Extension Center-OARDC	15,400	1	32,250	4	47,650	5
Plant Biology	852,928	10	293,394	8	1,146,322	18
Plant Biotechnology	272,478	2	38,197	1	310,675	3
Plant Pathology-OARDC	836,509	22	2,050,426	50	2,886,935	72
Political Science	100,000	1			100,000	1
Psychiatry	1,409,929	7	87,350	5	1,497,279	12
Psychology	3,101,610	20	390,403	9	3,492,013	29
Radiology	501,123	3	19,055	6	520,178	9
Research Administration			178,044	2	178,044	2
Restorative and Prosthetic Dentistry	618,349	3	167,888	8	786,237	11
School of Architecture	134,782	2	158,020	1	292,802	3
School of Educational Policy and Leadership	3,520	1	278,957	5	282,477	6
School of Journalism and Communication	116,980	1			116,980	1

School of Physical Activity and Educational Services	5,820,376	12	269,292	3	6,089,668	15
School of Public Health	1,708,539	7	967,826	12	2,676,365	19
School of Public Policy and Management	142,510	2	31,979	1	174,489	3
School of Teaching and Learning	5,175,293	3	742,786	6	5,918,079	9
Secrest Arboretum-OARDC			1,197	1	1,197	1
Social Work	74,366	1	80,384	2	154,750	3
Sociology	215,330	1	69,283	1	284,613	2
Speech and Hearing	448,754	4			448,754	4
Statistics	604,267	7	100,309	3	704,576	10
Student Affairs Administration			28,961	1	28,961	1
Surgery	2,000,543	9	626,566	61	2,627,109	70
Technology Partnerships			186	1	186	1
University College Administration			80,367	3	80,367	3
University Laboratory Animal Resources			85,952	1	85,952	1
Veterinary Biosciences	2,481,128	20	498,007	32	2,979,135	52
Veterinary Clinical Sciences	443,994	4	848,617	63	1,292,611	67
Veterinary Medicine Administration	37,635	2	45,041	2	82,676	4
Veterinary Preventative Medicine			49,981	11	49,981	11
Wexner Center for the Arts - Education			6,423	2	6,423	2
Wexner Center for the Arts - Exhibitions			58,889	3	58,889	3
Wexner Center for the Arts - Film and Video			18,606	1	18,606	1
Wexner Center for the Arts - Performing Arts			31,016	5	31,016	5
<b>Grand Total</b>	<b>141,740,740</b>	<b>1,045</b>	<b>125,376,406</b>	<b>2,174</b>	<b>267,117,146</b>	<b>3,219</b>