



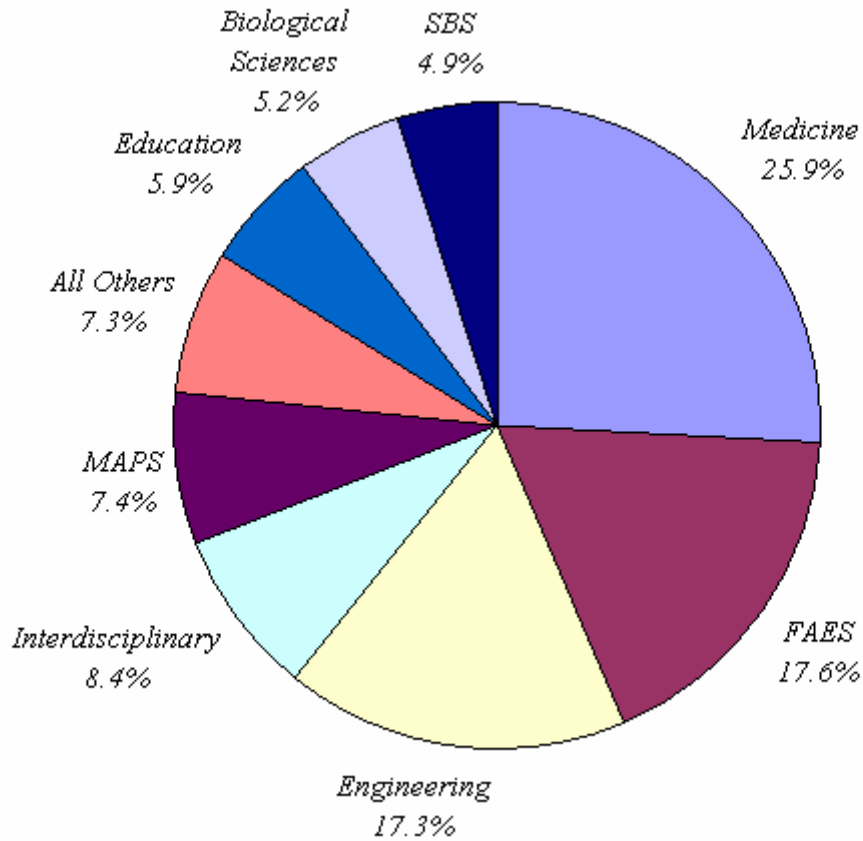
1998 Research Report

Project Expenditures by Administrative Unit 3
Expenditures by College 4
Expenditures by Sources of Funds 5
Distribution of Projects and Expenditures Among Colleges and Offices of the University 6
Distribution of Projects and Expenditures Among Departments of the University 7
Awards by Administrative Unit 13
Awards by Sources of Funds..... 14
Awards by College 15
Distribution of New Awards Among Colleges and Offices of the University..... 16
Distribution of New Awards Among Departments of the University..... 17
Awards to Support Interdisciplinary Research Center Activity 22
Other Support for Research Activities 23

Project Expenditures by Administrative Unit

RF	\$170,317,091
OARDC	\$25,301,304
CHRF	\$8,059,059
OTHER	\$6,008,442
TOTAL	\$209,685,896

Expenditures by College



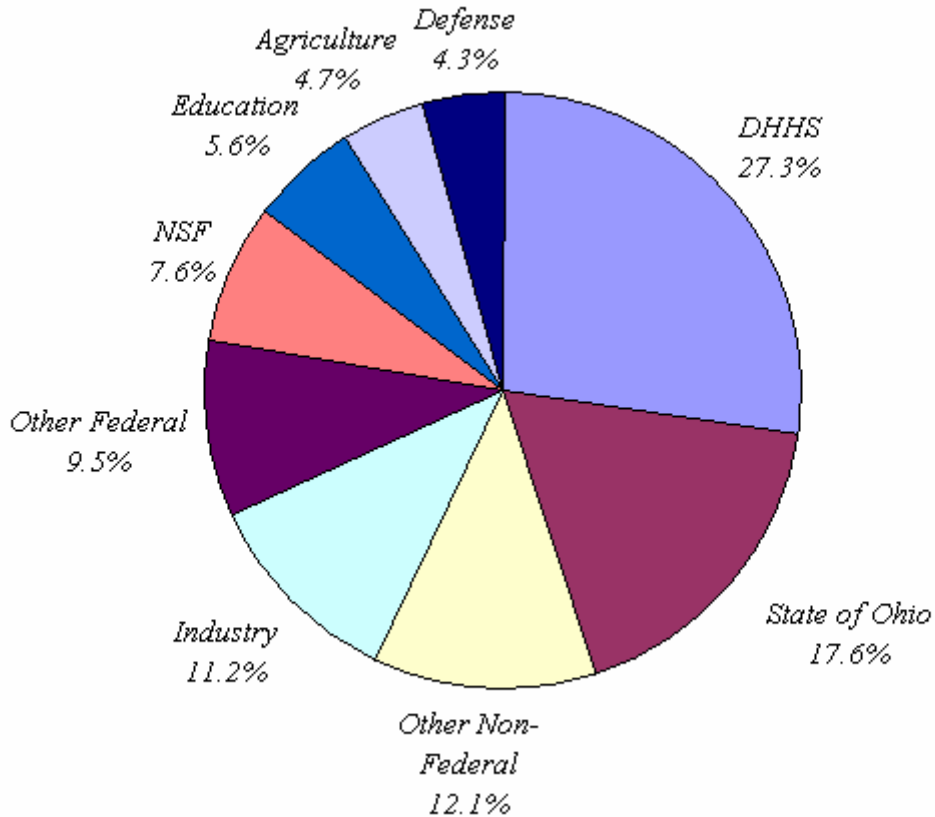
COLLEGE/OFFICE

College of Medicine and Public Health and Office of Health Sciences (Medicine)	\$ 54,206,530
College of Food, Agricultural and Environmental Sciences and Agricultural Administration (FAES)	36,998,359
College of Engineering	36,289,586
Interdisciplinary Programs Reporting to the Offices of Academic Affairs and Research (Interdisciplinary)	17,658,912
College of Math and Physical Sciences (MAPS)	15,581,051
College of Education	12,301,615
College of Biological Sciences	10,956,594
College of Social and Behavioral Sciences (SBS)	10,338,793
All Others (See Table 1 for Details)	15,354,455

TOTAL EXPENDITURES

\$ 209,685,896

Expenditures by Sources of Funds



FEDERAL

Department of Health and Human Services (DHHS)	\$ 57,302,357
National Science Foundation	16,013,784
Department of Education	11,674,018
Department of Agriculture	9,893,245
Department of Defense	9,035,609
Other Federal (including NASA, Depts. of Energy and Labor, EPA, NEA, NEH, etc.)	19,942,787

TOTAL FEDERAL

123,861,798

NON-FEDERAL

State of Ohio	36,987,505
Industry	23,403,908
Other Non-Federal	25,432,685

TOTAL NON-FEDERAL

85,824,098

TOTAL EXPENDITURES

\$209,685,896

Distribution of Projects and Expenditures Among Colleges and Offices of the University

COLLEGE/OFFICE	Number of Projects	Dollars Expended
College of the Arts	26	\$ 734,146
College of Biological Sciences	287	10,956,594
College of Dentistry	52	2,167,592
College of Education	160	12,301,615
College of Engineering	944	36,289,586
College of Food, Agricultural and Environmental Sciences and Agricultural Administration	1,084	36,998,359
College of Human Ecology	47	844,334
College of Humanities	30	778,877
College of Law	6	58,782
College of Math and Physical Sciences	363	15,581,051
College of Medicine and Public Health and Office of Health Sciences	1,147	54,206,530
College of Nursing	49	1,053,476
College of Optometry	17	2,487,398
College of Pharmacy	82	2,774,455
College of Social and Behavioral Sciences	165	10,338,793
College of Social Work	10	119,790
College of Veterinary Medicine	199	3,449,495
Fisher College of Business	15	370,997
Graduate School	2	280,662
Interdisciplinary Programs Reporting to the Offices of Academic Affairs and Research	295	17,658,912
Office of Human Resources	4	28,527
Office of Student Affairs	2	1,120
Regional Campuses	6	126,048
University College	4	40,305
University Libraries	4	38,452
TOTAL EXPENDITURES	4,999	\$209,685,896

Distribution of Projects and Expenditures Among Departments of the University

DEPARTMENT	Number of Projects	Dollars Expended
Academic Affairs Administration	6	\$ 475,040
Accounting and Management Information Systems	3	11,111
Adult Health and Illness Nursing	14	319,025
Advanced Computing Center for the Arts and Design	4	189,097
Aeronautical Engineering, Applied Mechanics and Aviation	81	3,513,675
Agricultural Administration	1	202
Agricultural and Natural Resources-OSUE	1	1,422
Agricultural Economics and Rural Sociology-OARDC	1	6,021
Agricultural Education	15	668,620
Agricultural Technical Institute - Academic Support	4	192,748
Agricultural Technical Institute - Administrative Support	8	334,164
Agricultural Technologies	1	5,099
Agricultural, Environmental, and Development Economics	32	609,096
Agricultural, Environmental, and Development Economics-OARDC	22	1,482,009
Allied Medical Professions	10	95,909
Anesthesiology	13	109,834
Animal Sciences	8	112,795
Animal Sciences-OARDC	68	3,892,724
Animal Sciences-OSUE	2	27,503
Anthropology	8	128,961
Art Education	16	372,161
Arts Administration	1	95,247
Astronomy	41	1,010,751
Biochemistry	28	1,685,479
Biological Sciences Administration	2	1,342
Biomedical Engineering	12	727,545
Biostatistics Program	1	16,072
Biotechnology Center	1	286,321
Black Studies	2	34,621
Business Administration	2	83,066

Annual Report**Fiscal Year 1998**

Byrd Polar Research Center	88	3,352,851
Campus Electron Optics Facility	1	5,076
Cancer Hospital and Research Institute	1	661
Cell Biology, Neurobiology and Anatomy	27	1,095,355
Center for Cognitive Science	7	292,968
Center for Education and Training for Employment	70	3,089,421
Center for Health Policy Studies	2	2,214
Center for Human Resource Research	39	5,479,547
Center for Lake Erie Area Research	62	1,129,677
Center for Mapping	25	1,582,727
Center for Materials Research	2	130,185
Center for Molecular Environmental Health	3	77,147
Chemical Engineering	80	2,334,263
Chemical Instrumentation Center	5	474,886
Chemistry	101	5,389,645
Child Care Program	1	8,621
Civil and Environmental Engineering and Geodetic Science	68	2,009,462
Community Development-OSUE	6	166,732
Community, Parent-Child, and Psychiatric Nursing	35	734,451
Comparative Studies in the Humanities	2	-13,376
Comprehensive Cancer Center	102	5,351,533
Computer and Information Science	37	1,710,109
Consumer and Textile Sciences	5	62,741
County Operations-OSUE	106	1,784,748
Dance	1	1,810
Dentistry Administration	3	28,558
Diagnostic Services-Dentistry	1	-993
Economics	5	85,393
Education Administration	13	416,341
Educational Services and Research	10	1,352,127
Educational Studies: Humanities, Science, Technological, and Vocational	12	1,241,534
Educational Theory and Practice	7	100,491
Electrical Engineering	207	6,916,457
Emergency Medicine	14	374,517
Endodontics	0	36,081
Engineering Experiment Station	25	1,368,488

Annual Report**Fiscal Year 1998**

English	5	80,038
English as a Second Language	1	79,053
Entomology	39	870,264
Entomology-OARDC	44	1,725,487
Entomology-OSUE	2	3,883
Evolution, Ecology, and Organismal Biology	78	1,580,023
Faculty and TA Development	1	17,715
Family Medicine	6	163,963
Finance	3	126,908
Food Animal Health-OARDC	39	1,790,210
Food Science and Nutrition-OARDC	13	635,157
Food Science and Technology	33	802,253
Food Science and Technology-OSUE	1	11,203
Food, Agricultural and Biological Engineering	24	710,709
Food, Agricultural and Environmental Sciences and Agricultural Administration	14	272,933
Food, Agricultural, and Biological Engineering-OARDC	32	1,288,683
Food, Agricultural, and Biological Engineering-OSUE	2	15,655
Foreign Language Center	9	438,503
Geography	15	384,598
Geological Sciences	46	1,753,596
Geriatrics and Gerontology	3	7,902
Graduate School Administration	2	280,662
Health Sciences Administration	2	65,871
Health Sciences Library	1	10,532
Health Services Research	2	41,234
Health, Physical Education, and Recreation	9	141,833
HHHH-OSUE	6	71,932
History	3	44,753
History of Art	5	75,831
Home Economics Education	3	8,236
Horticultural Technologies	0	3,103
Horticulture and Crop Science	20	385,119
Horticulture and Crop Science-OARDC	106	3,212,395
Human and Community Resource Development	1	22,322
Human and Community Resource Development-OARDC	6	280,025
Human Development and Family Science	29	711,842

Annual Report**Fiscal Year 1998**

Human Ecology Administration	1	20,543
Human Ecology Administration-OSUE	120	448,781
Human Ecology-OARDC	22	665,952
Human Nutrition and Food Management	9	40,971
Industrial, Welding and Systems Engineering	122	3,309,526
Internal Medicine	202	9,901,235
International Programs in Agriculture	19	649,488
Law	6	58,782
Lima Campus	3	18,898
Linguistics	8	168,318
Management and Human Resources	3	101,732
Management Sciences	3	35,778
Mansfield Campus	1	71,282
Materials Science and Engineering	92	6,228,630
Mathematics	52	941,139
Mechanical Engineering	143	5,534,299
Medical Biochemistry	35	2,431,568
Medicine and Public Health Administration	13	2,415,218
Mershon Center for Education	6	287,790
Microbiology	45	2,874,541
Microbiology and Immunology	34	2,337,156
Minority Affairs	4	364,597
Molecular Genetics	47	2,189,515
National Regulatory Research Institute	70	2,390,934
Natural Resources	48	1,011,617
Natural Resources-OARDC	61	2,401,302
Natural Resources-OSUE	1	7,440
Neurobiotechnology Center	19	1,539,819
Neurology	81	1,838,555
Newark Campus	2	35,867
Nisonger Center	17	794,662
OARNet	1	1,489,920
Obstetrics and Gynecology	47	1,318,033
Office of International Studies	20	778,106
Ohio Agricultural Research and Development Center	108	8,892,466
Ohio Supercomputer Center	34	5,536,241
Ophthalmology	17	252,062

Annual Report**Fiscal Year 1998**

Optometry	17	2,487,398
Oral and Maxillofacial Surgery	3	155,757
Oral Biology	18	1,073,842
Organization and Human Resource Development	2	20,751
Orthodontics	2	36,457
OSUE Administration	7	94,949
Otolaryngology	14	1,015,337
Pathology	47	2,534,617
Pediatric Dentistry	1	9,086
Pediatrics	216	7,934,200
Periodontology	7	286,824
Pharmacology	32	2,578,466
Pharmacy	82	2,774,455
Philosophy	1	1,198
Physical Medicine	18	1,296,749
Physics	115	6,326,321
Physiology	23	1,983,252
Piketon Research and Extension Center-OARDC	7	38,484
Plant Biology	37	1,294,592
Plant Biotechnology	11	460,837
Plant Pathology	9	224,016
Plant Pathology-OARDC	63	2,047,703
Plant Pathology-OSUE	0	837
Political Science	11	199,736
Preventive Medicine	10	40,785
Psychiatry	22	1,379,343
Psychology	55	2,870,951
Public Policy and Management	1	12,401
Radiology	11	864,590
Research Administration	14	417,340
Restorative and Prosthetic Dentistry	15	500,746
School of Architecture	7	246,200
School of Educational Policy and Leadership	8	277,671
School of Journalism and Communication	4	127,162
School of Physical Activity and Educational Services	11	1,731,832
School of Public Health	27	1,497,561
School of Public Policy and Management	1	91,278

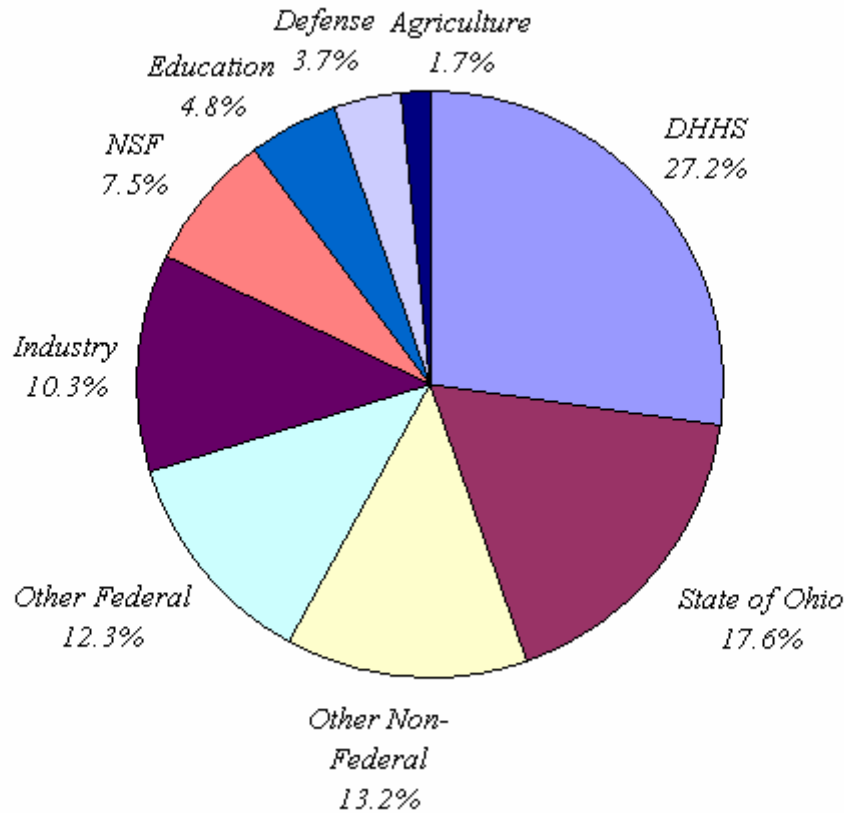
Annual Report**Fiscal Year 1998**

School of Teaching and Learning	18	3,853,597
Social Work	10	119,790
Sociology	12	388,957
Spanish and Portuguese	0	20,375
Speech and Hearing	10	294,417
Statistics	9	159,599
Student Health Service	2	1,120
Surgery	84	2,974,565
University College Administration	4	40,305
University Hospitals	1	464
University Laboratory Animal Resources	2	580,979
University Libraries	4	38,452
University Systems	6	475,040
Veterinary Biosciences	98	2,545,607
Veterinary Clinical Sciences	81	796,892
Veterinary Medicine Administration	6	129,088
Veterinary Medicine-OSUE	1	370
Veterinary Preventative Medicine	14	-22,092
Wexner Center for the Arts - Education	1	7,632
Wexner Center for the Arts - Exhibitions	4	52,082
Wexner Center for the Arts - Film and Video	2	34,481
Wexner Center for the Arts - Performing Arts	3	41,648
Women's Studies	0	4,445
Work and Family	1	-845
Young Scholars Program	3	57,897
TOTAL EXPENDITURES	4,999	\$209,685,896

Awards by Administrative Unit

RF	\$188,588,920
OARDC	\$25,301,304
CHRF	\$12,131,519
OTHER	\$10,284,035
TOTAL	\$236,305,778

Awards by Sources of Funds



FEDERAL

Department of Health and Human Services (DHHS)	\$ 64,314,749
National Science Foundation (NSF)	17,726,006
Department of Education	11,408,796
Department of Defense	8,719,266
Department of Agriculture	4,020,751
Other Federal (including NASA, Depts. of Energy and Labor, EPA, NEA, NEH, etc.)	29,137,213

TOTAL FEDERAL **135,326,781**

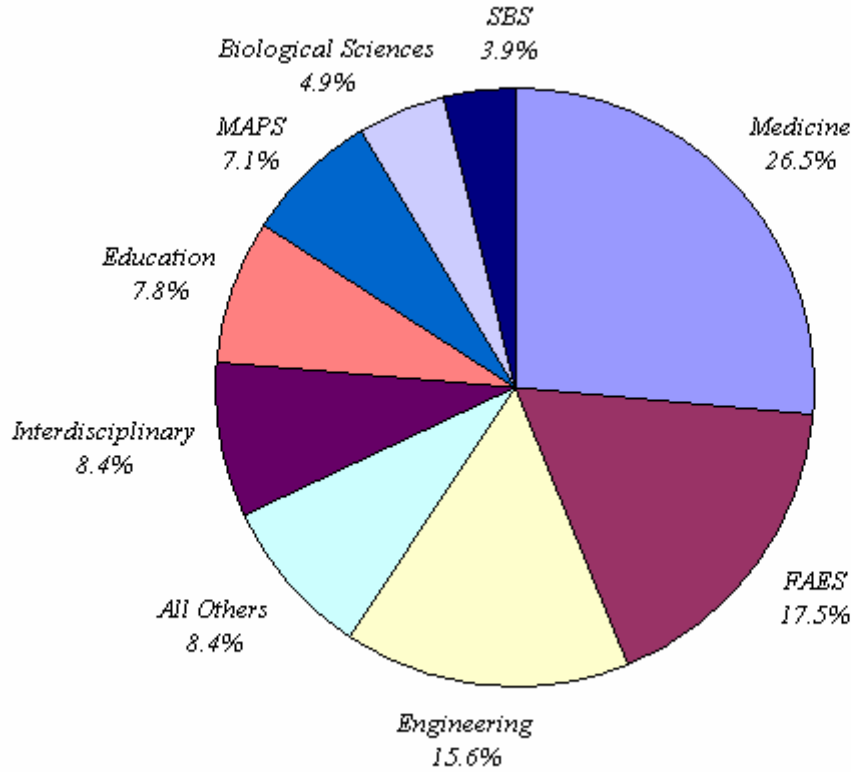
NON-FEDERAL

State of Ohio	41,624,220
Industry	28,204,285
Other Non-Federal	31,150,492

TOTAL NON-FEDERAL **100,978,997**

TOTAL AWARDS **\$236,305,778**

Awards by College



COLLEGE/OFFICE

College of Medicine and Public Health and Office of Health Sciences (Medicine)	\$62,601,472
College of Food, Agricultural and Environmental Sciences and Agricultural Administration (FAES)	41,349,548
College of Engineering	36,846,632
Interdisciplinary Programs Reporting to the Offices of Academic Affairs and Research (Interdisciplinary)	19,779,958
College of Education	18,394,788
College of Math and Physical Sciences (MAPS)	16,841,474
College of Biological Sciences	11,472,717
College of Social and Behavioral Sciences (SBS)	9,179,766
All Others (See Table 3 for Details)	19,839,423
TOTAL AWARDS	\$236,305,778

Distribution of New Awards Among Colleges and Offices of the University

COLLEGE/OFFICE	# of Awards	Dollars Awarded
College of Biological Sciences	118	\$11,472,717
College of Dentistry	34	3,184,195
College of Education	79	18,394,788
College of Engineering	544	36,846,632
College of Food, Agricultural and Environmental Sciences and Agricultural Administration	663	41,349,548
College of Human Ecology	13	648,098
College of Humanities	14	1,068,232
College of Math and Physical Sciences	173	16,841,474
College of Medicine and Public Health and Office of Health Sciences	891	62,601,472
College of Nursing	16	1,204,484
College of Optometry	9	2,879,789
College of Pharmacy	35	3,551,666
College of Social and Behavioral Sciences	61	9,179,766
College of Social Work	5	247,215
College of the Arts	16	1,479,626
College of Veterinary Medicine	59	4,510,435
Fisher College of Business	5	586,110
Graduate School	2	305,250
Interdisciplinary Programs Reporting to the Offices of Academic Affairs and Research	129	19,779,958
Office of Human Resources	1	27,311
Office of Student Affairs	1	4,992
Regional Campuses	4	84,199
University College	2	19,662
University Libraries	2	38,159
TOTAL AWARDS	2,876	\$236,305,778

Distribution of New Awards Among Departments of the University

DEPARTMENT	# of Awards	Dollars Awarded
Accounting and Management Information Systems	1	\$99,956
Adult Health and Illness Nursing	8	576,687
Advanced Computing Center for the Arts and Design	2	56,050
Aeronautical Engineering, Applied Mechanics and Aviation	51	3,256,777
Agricultural and Natural Resources-OSUE	1	14,300
Agricultural Technical Institute - Academic Support	1	240,544
Agricultural Technical Institute - Administrative Support	2	199,721
Agricultural, Environmental, and Development Economics	3	64,800
Agricultural, Environmental, and Development Economics-OARDC	30	2,519,029
Allied Medical Professions	3	96,000
Anesthesiology	16	250,512
Animal Sciences	2	49,655
Animal Sciences-OARDC	68	3,960,055
Animal Sciences-OSUE	1	37,500
Anthropology	3	34,473
Art Education	11	1,199,724
Arts Administration	1	23,019
Astronomy	19	1,121,637
Biochemistry	13	1,732,952
Biological Sciences Administration	1	6,000
Biomedical Engineering	13	758,747
Byrd Polar Research Center	43	3,805,166
Cancer Hospital and Research Institute	4	23,000
Cell Biology, Neurobiology and Anatomy	13	1,073,002
Center for Cognitive Science	2	77,215
Center for Education and Training for Employment	41	4,466,923
Center for Health Policy Studies	1	30,000
Center for Human Resource Research	4	4,438,708
Center for Lake Erie Area Research	24	1,302,029
Center for Mapping	17	2,046,516
Center for Materials Research	4	557,100
Center for Medieval and Renaissance Studies	1	4,240
Chemical Engineering	40	2,692,859

Annual Report**Fiscal Year 1998**

Chemistry	53	6,227,514
Civil and Environmental Engineering and Geodetic Science	41	2,189,030
Community Development-OSUE	2	136,904
Community, Parent-Child, and Psychiatric Nursing	8	627,797
Comprehensive Cancer Center	34	5,253,919
Computer and Information Science	21	1,478,932
Consumer and Textile Sciences	1	1,775
County Operations-OSUE	17	904,594
Dance	1	139,060
Dentistry Administration	2	38,514
Economics	4	119,740
Education Administration	7	1,483,727
Educational Services and Research	2	480,409
Educational Studies: Humanities, Science, Technological, and Vocational	3	708,764
Electrical Engineering	137	7,862,106
Emergency Medicine	25	521,862
Engineering Experiment Station	31	2,161,153
English	2	11,707
Entomology	5	167,970
Entomology-OARDC	39	1,900,308
Entomology-OSUE	1	17,450
Evolution, Ecology, and Organismal Biology	20	1,572,261
Family Medicine	2	223,350
Finance	1	150,000
Food Animal Health-OARDC	28	3,632,368
Food Science and Nutrition-OARDC	30	1,712,005
Food Science and Technology	1	30,000
Food Science and Technology-OSUE	1	6,800
Food, Agricultural and Biological Engineering	1	50,000
Food, Agricultural and Environmental Sciences and Agricultural Administration	2	79,186
Food, Agricultural, and Biological Engineering-OARDC	44	1,958,176
Food, Agricultural, and Biological Engineering-OSUE	1	9,400
Foreign Language Center	3	791,595
Geography	5	171,089
Geological Sciences	16	835,351
Geriatrics and Gerontology	3	47,458
Graduate School Administration	2	305,250
Greek and Latin	1	15,000
Health Sciences Administration	1	19,427

Annual Report**Fiscal Year 1998**

Health Sciences Library	1	24,940
Health Services Research	1	39,334
Health, Physical Education, and Recreation	1	96,650
HHHH-OSUE	3	22,274
History	3	95,690
History of Art	1	61,773
Horticulture and Crop Science	1	3,500
Horticulture and Crop Science-OARDC	104	3,490,304
Human and Community Resource Development	1	463
Human and Community Resource Development-OARDC	9	1,466,343
Human Development and Family Science	10	636,323
Human Ecology Administration-OSUE	2	1,922,166
Human Ecology-OARDC	24	895,412
Human Nutrition and Food Management	2	10,000
Industrial, Welding and Systems Engineering	61	3,635,317
Internal Medicine	229	10,021,909
International Programs in Agriculture	7	88,701
Lima Campus	3	31,284
Linguistics	3	148,800
Management and Human Resources	1	280,000
Management Sciences	2	56,154
Materials Science and Engineering	60	4,547,626
Mathematics	20	786,121
Mechanical Engineering	76	5,315,027
Medical Biochemistry	19	2,621,410
Medicine and Public Health Administration	5	2,434,666
Mershon Center for Education	3	444,381
Microbiology	32	3,890,055
Microbiology and Immunology	21	3,377,542
Minority Affairs	1	173,699
Molecular Genetics	19	1,971,323
National Regulatory Research Institute	12	2,798,405
Natural Resources	2	31,075
Natural Resources-OARDC	82	3,178,404
Neurobiotechnology Center	5	786,803
Neurology	139	2,536,654
Newark Campus	1	52,915
Nisonger Center	8	634,294
Obstetrics and Gynecology	28	1,772,536
Office of International Studies	4	370,492

Annual Report**Fiscal Year 1998**

Ohio Agricultural Research and Development Center	100	10,339,917
Ohio Supercomputer Center	21	10,712,939
Ophthalmology	9	176,543
Optometry	9	2,879,789
Oral Biology	13	1,565,263
Oral Pathology	1	261,252
Organization and Human Resource Development	1	27,311
Orthodontics	2	58,000
OSUE Administration	2	113,926
Otolaryngology	10	932,002
Pathology	15	2,547,577
Pediatrics	123	12,030,781
Periodontology	6	362,903
Pharmacology	35	3,368,693
Pharmacy	35	3,551,666
Physical Medicine	14	1,622,604
Physics	60	7,714,059
Physiology	12	2,054,888
Piketon Research and Extension Center-OARDC	1	2,750
Plant Biology	23	1,405,478
Plant Biotechnology	5	726,678
Plant Pathology-OARDC	50	2,271,518
Political Science	2	76,900
Psychiatry	23	2,467,279
Psychology	25	2,834,171
Radiology	13	718,531
Research Administration	1	155,485
Restorative and Prosthetic Dentistry	9	858,929
School of Architecture	1	150,653
School of Educational Policy and Leadership	6	1,255,910
School of Journalism and Communication	2	115,846
School of Physical Activity and Educational Services	9	3,591,173
School of Public Health	15	1,231,948
School of Public Policy and Management	1	105,790
School of Teaching and Learning	10	6,311,232
Social Work	5	247,215
Sociology	6	368,819
Speech and Hearing	6	469,849
Statistics	5	156,792
Student Health Service	1	4,992

Annual Report**Fiscal Year 1998**

Surgery	65	3,701,342
University College Administration	2	19,662
University Laboratory Animal Resources	1	473,754
University Libraries	2	38,159
Veterinary Biosciences	41	3,472,870
Veterinary Clinical Sciences	17	899,855
Veterinary Medicine Administration	1	137,710
Wexner Center for the Arts - Education	3	19,368
Wexner Center for the Arts - Exhibitions	3	38,303
Wexner Center for the Arts - Film and Video	1	18,295
Wexner Center for the Arts - Performing Arts	2	12,351
Women's Studies	1	1,200
Young Scholars Program	2	17,246
TOTAL AWARDS	2,876	\$236,305,778

Awards to Support Interdisciplinary Research Center Activity

CENTER	Dollars (Millions)
Advanced Computing Center for the Arts and Design (ACCAD)	\$ 0.6
Biomedical Engineering Center	5.9
Byrd Polar Research Center	1.7
Center for Automotive Research	9.1
Center for Cognitive Science	2.4
Center for Health Policy Studies	0.3
Center for Human Resource Research	4.4
Center for Lake Erie Area Research	2.7
Center for Mapping	2.7
Center for Materials Research	19.3
Center for Medieval and Renaissance Studies	0.4
Center for Molecular Environmental Health	3.9
Center for Retrovirus Research	5.8
Center for Special Needs Populations	0.4
Center on Education and Training for Employment (CETE)	4.5
Comprehensive Cancer Center	40.0
ElectroScience Laboratory	1.9
Gas Turbine Laboratory	1.9
Mershon Center	0.3
National Regulatory Research Institute (NRRI)	2.8
Net Shape Manufacturing, Engineering Research Center (ERC)	1.9
Neurobiotechnology Center	1.8
Ohio Supercomputer Center	10.7
Plant Molecular Biology and Biotechnology Program (PMBB)	2.7
Water Resources Center	0.9

Other Support for Research Activities

SOURCE OF FUNDS**Dollars
(Millions)**

College of Engineering Transportation Research Fund	\$
College of Medicine and Public Health, Private Sources	
Fee Waivers for Graduate Research Associates	
Gifts from Corporations and Foundations to Support Research	8.4
Graduate School Postdoctoral Fellowships	
Individual Awards to Faculty in the Colleges of the Arts and Humanities	
Ohio Board of Regents Action Fund	
Ohio Board of Regents Research Challenge Fund	5.1
Royalty Income from Patents and Licenses	1.8