

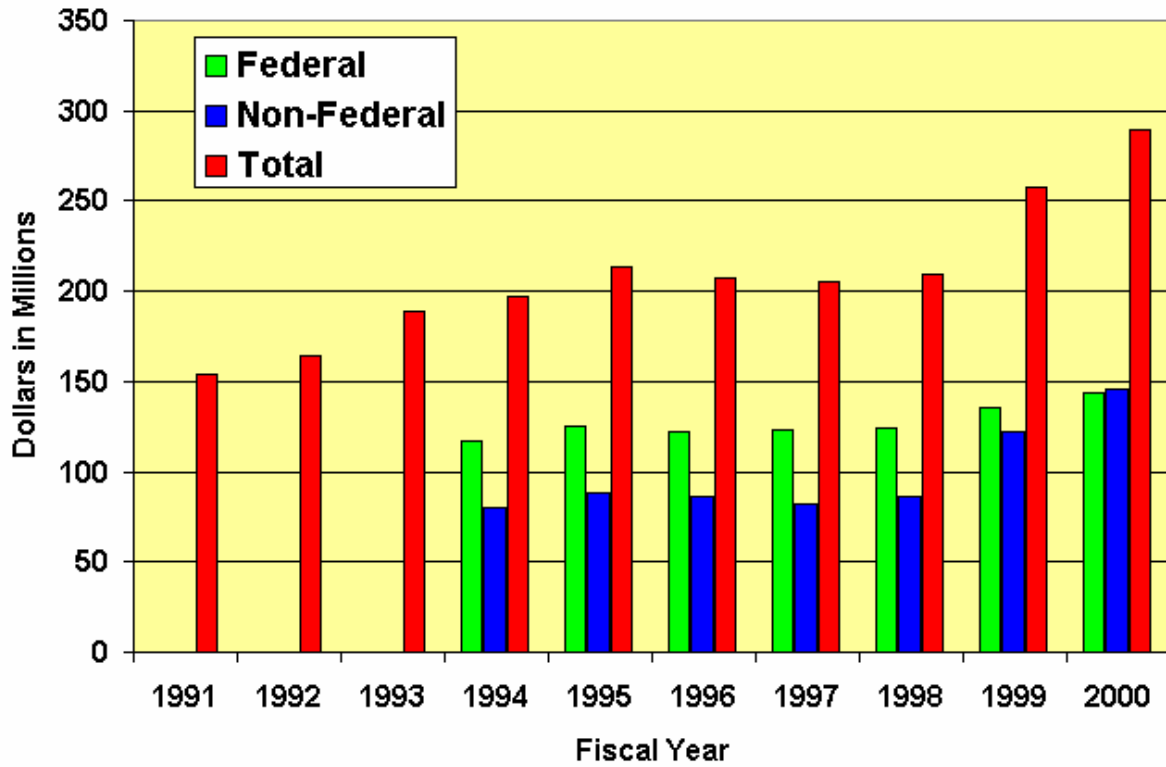


2000 Research Report

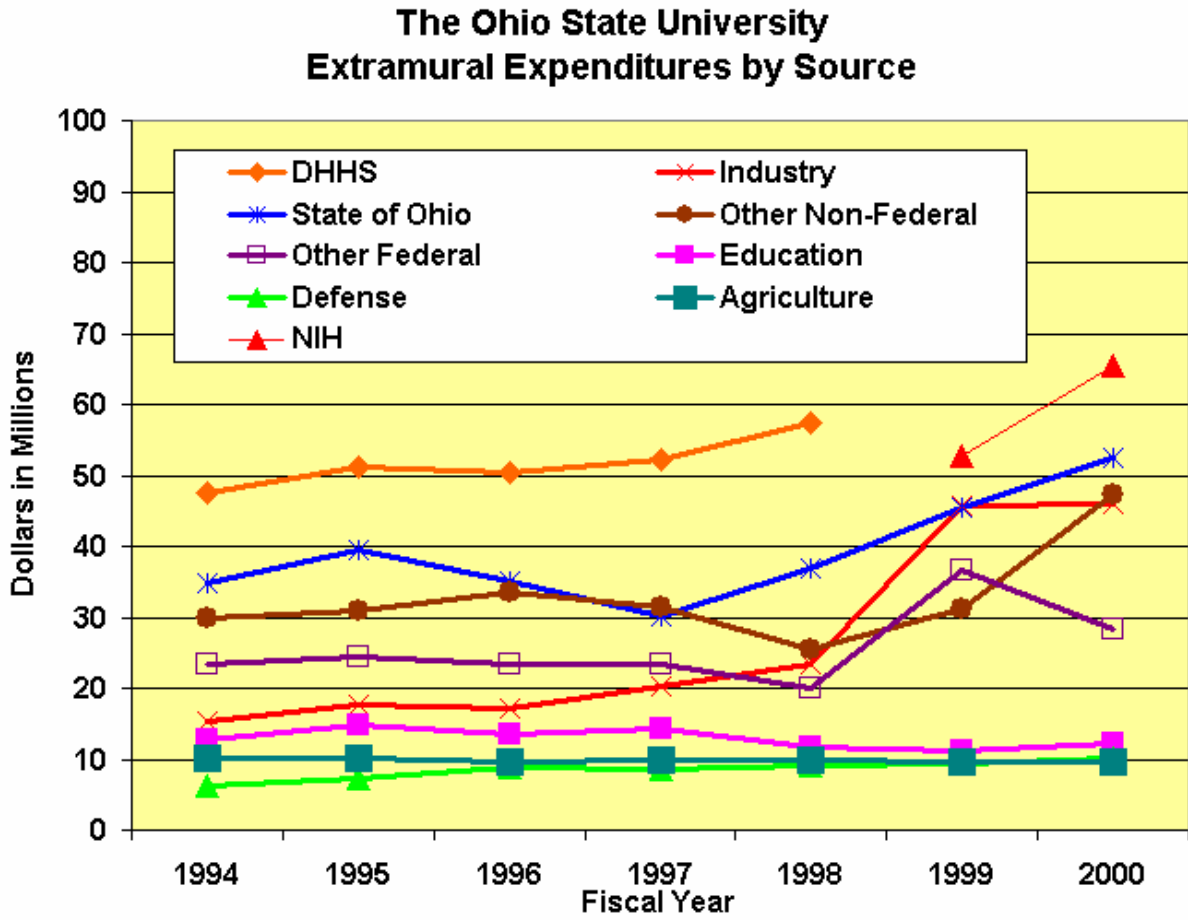
Extramural Expenditure Trends (91-00) ..... 3  
Extramural Expenditures by Source (94-00) ..... 4  
Expenditures by Administrative Unit..... 5  
Expenditures by College ..... 6  
Expenditures by Expense Category ..... 7  
Expenditures by Sources of Funds ..... 8  
Distribution of Projects and Expenditures Among Colleges and Offices of the University ..... 9  
Distribution of Projects and Expenditures Among Departments of the University ..... 10  
Extramural Award Trends (92-00) ..... 18  
Extramural Awards by Source (92-00) ..... 19  
Awards by Administrative Unit ..... 20  
Awards by Sources of Funds..... 21  
Awards by College ..... 22  
Awards by PI Rank..... 23  
Distribution of New Awards Among Colleges and Offices of the University..... 24  
Distribution of New Awards Among Departments of the University..... 25  
NIH Awards by College ..... 30  
NSF Awards by College..... 31  
State of Ohio Awards by College ..... 32  
Industry Awards by College ..... 33  
Top 25 Research Awards..... 34

# Extramural Expenditure Trends (91-00)

### The Ohio State University Extramural Expenditure Growth



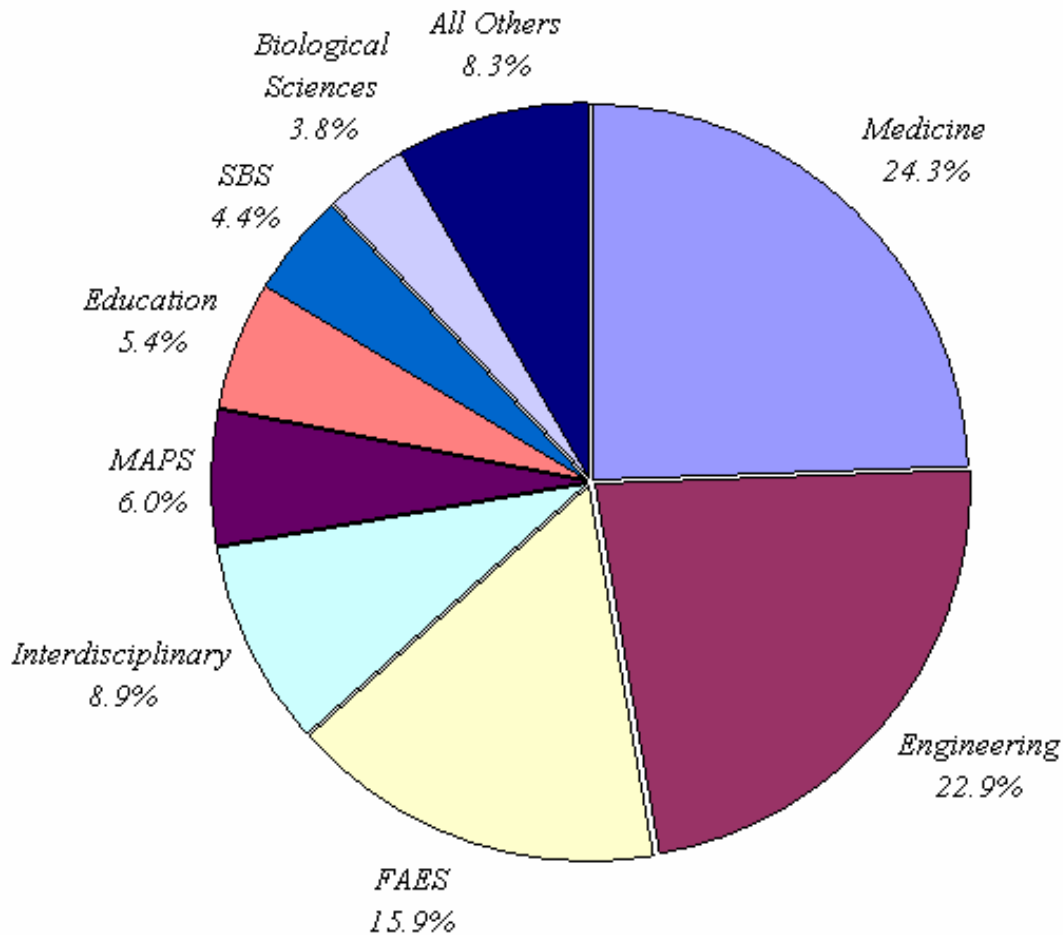
# Extramural Expenditures by Source (94-00)



## Expenditures by Administrative Unit

	Amount (\$)	No.
Research Foundation (RF)	\$192,914,921	4,486
Ohio Agricultural Research and Development Center (OARDC)	\$29,545,423	586
Children's Research Institute (CHRF)	\$12,274,646	289
OTHER (FAS, OBOR, TRC)	\$54,749,981	220
<b>TOTAL</b>	<b>\$289,484,971</b>	<b>5,581</b>

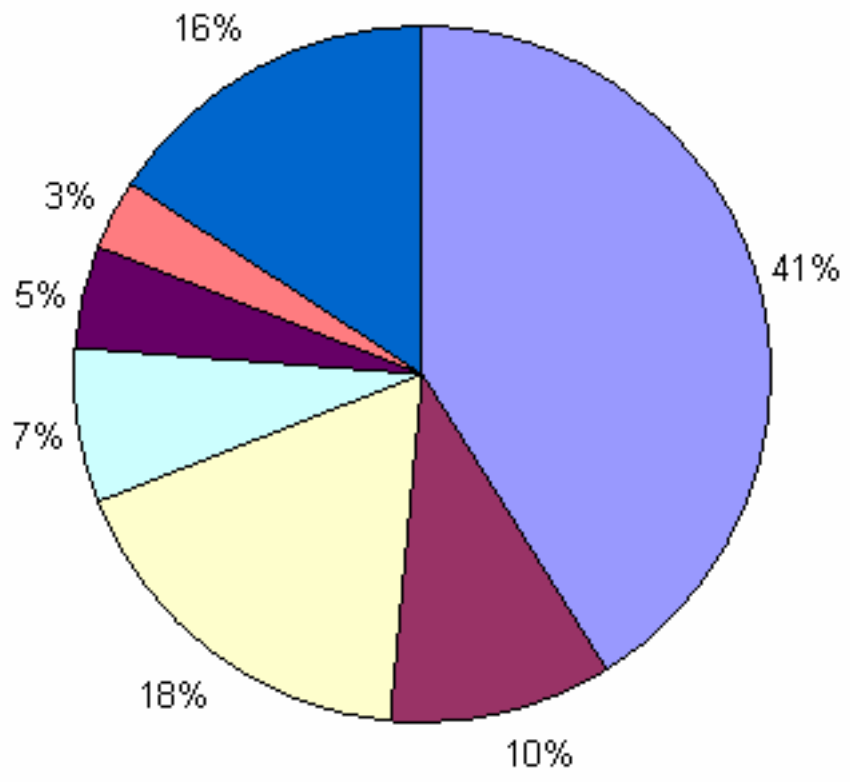
# Expenditures by College



**COLLEGE/OFFICE**

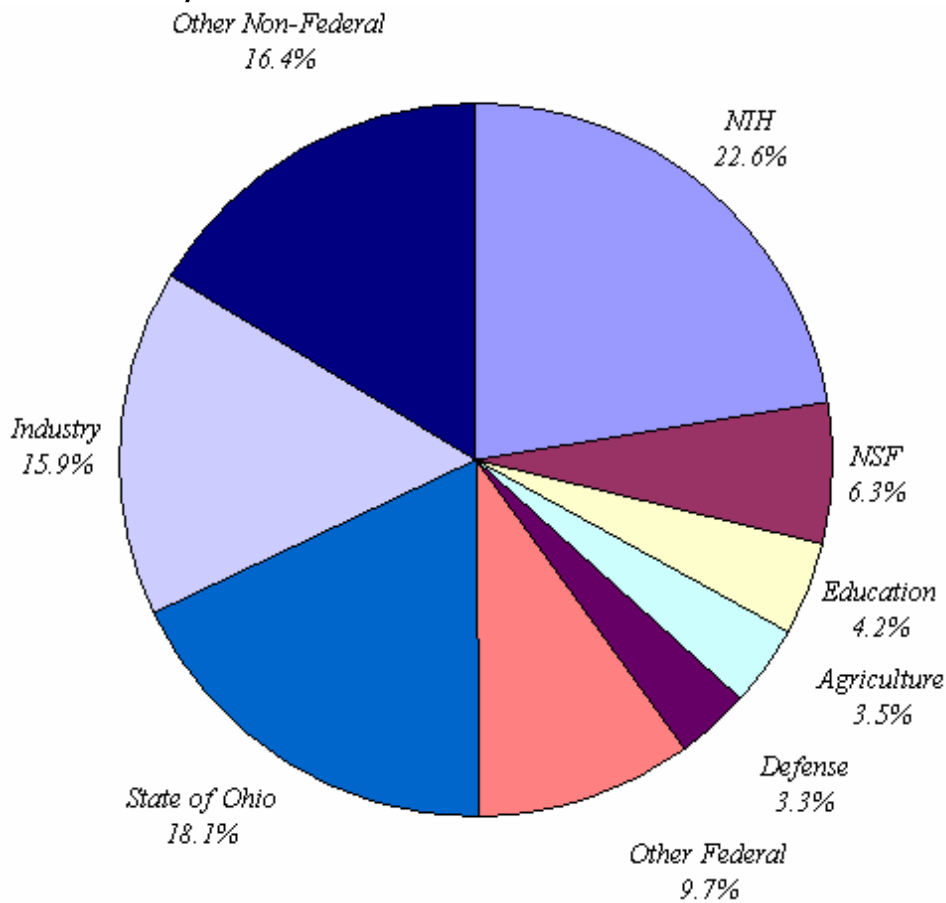
College of Medicine and Public Health and Office of Health Services (Medicine)	\$70,449,019
College of Engineering	66,366,434
College of Food, Agricultural and Environmental Sciences and Agricultural Administration (FAES)	46,146,607
Interdisciplinary Programs Reporting to the Offices of Academic Affairs and Research (Interdisciplinary)	25,777,120
College of Math and Physical Sciences (MAPS)	17,434,732
College of Education	15,771,462
College of Social and Behavioral Sciences (SBS)	12,690,612
College of Biological Sciences	10,882,427
All Others (See Table 3 for Details)	23,966,559
<b>TOTAL EXPENDITURES</b>	<b>\$289,484,971</b>

# Expenditures by Expense Category



- \$93.9M Personnel (less student support)
- \$18.9M Student Support
- \$32.2M Materials & Supplies
- \$13.2M Subcontracts to other organizations
- \$ 8.7M Equipment acquisition
- \$ 5.8M Travel
- \$42.8M Facilities & Administrative Costs

# Expenditures by Sources of Funds



**FEDERAL**

National Institutes of Health (NIH)	\$ 65,484,167
National Science Foundation (NSF)	18,312,000
Department of Education	12,114,981
Department of Agriculture	10,057,406
Department of Defense	9,495,620
Other Federal (including NASA, Depts. of Energy and Labor, EPA, NEA, NEH, etc.)	28,204,855

**TOTAL FEDERAL** **143,669,029**

**NON-FEDERAL**

State of Ohio	52,463,557
Industry	45,970,580
Other Non-Federal	47,381,805

**TOTAL NON-FEDERAL** **145,815,942**

**TOTAL EXPENDITURES** **\$289,484,971**

## Distribution of Projects and Expenditures Among Colleges and Offices of the University

College/Office	Federal		Non-Federal		Total	
	Amount Expended(\$)	No.	Amount Expended(\$)	No.	Amount Expended(\$)	No.
College of Biological Sciences	8,760,858	152	2,121,569	107	10,882,427	258
College of Dentistry	2,935,735	44	600,898	33	3,536,633	77
College of Education	11,273,115	53	4,498,346	118	15,771,462	170
College of Engineering	21,552,802	335	44,813,632	690	66,366,434	1,026
College of Food, Agricultural and Environmental Sciences and Agricultural Administration	11,095,117	329	35,051,490	1,029	46,146,607	1,359
College of Human Ecology	505,781	12	911,505	50	1,417,286	62
College of Humanities	692,028	16	350,072	20	1,042,100	36
College of Law			120,243	2	120,243	2
College of Math and Physical Sciences	14,628,219	259	2,806,513	97	17,434,732	355
College of Medicine and Public Health and Office of Health Services	43,648,269	514	26,800,751	823	70,449,019	1,337
College of Nursing	872,167	13	232,298	18	1,104,465	31
College of Optometry	3,604,628	29	14,103	4	3,618,731	33
College of Pharmacy	4,250,838	52	530,114	40	4,780,952	92
College of Social and Behavioral Sciences	8,720,782	129	3,969,829	60	12,690,612	189
College of Social Work	129,122	3	195,391	9	324,513	12
College of the Arts	5,801	2	1,600,436	29	1,606,237	31
College of Veterinary Medicine	3,988,315	56	1,391,681	135	5,379,996	191
Fisher College of Business	263,298	7	179,615	9	442,913	15
Graduate School	218,000	1			218,000	1
Interdisciplinary Programs Reporting to the Offices of Academic Affairs and Research	6,373,692	176	19,403,428	101	25,777,120	277
Office of Finance			3,240	1	3,240	1
Office of Human Resources			37,527	3	37,527	3
Office of Student Affairs			37,117	5	37,117	5
Regional Campuses	150,462	8	74,566	7	225,028	15
University College			58,060	2	58,060	2
University Libraries			13,518	1	13,518	1
<b>Grand Total</b>	<b>143,669,029</b>	<b>2,188</b>	<b>145,815,942</b>	<b>3,393</b>	<b>289,484,971</b>	<b>5,581</b>

## Distribution of Projects and Expenditures Among Departments of the University

Department	Federal		Non-Federal		Total	
	Amount Expended(\$)	No.	Amount Expended(\$)	No.	Amount Expended(\$)	No.
Accounting and Management Information Systems	25,861	3	6,043	1	31,904	4
Adult Health and Illness Nursing	641,343	7	37,726	8	679,069	15
Advanced Computing Center for the Arts and Design	(2,709)	1	1,277	1	(1,432)	2
Aeronautical Engineering, Applied Mechanics and Aviation	455,390	17	1,727,124	35	2,182,514	52
Agricultural and Natural Resources-OSUE	13,769	2	67,009	1	80,778	3
Agricultural Education	44,068	3	664,898	12	708,966	15
Agricultural Technical Institute - Academic Support	108,970	2			108,970	2
Agricultural Technical Institute - Administrative Support	384,256	5			384,256	5
Agricultural, Environmental, and Development Economics	545,433	16	632,219	18	1,177,652	34
Agricultural, Environmental, and Development Economics-OARDC	476,512	13	871,113	11	1,347,625	24
Allied Medical Professions	261,511	6	116,629	8	378,139	14
Anesthesiology	183,861	1	89,827	11	273,687	12
Animal Sciences	997	1	99,901	6	100,898	7
Animal Sciences-OARDC	1,540,122	35	2,943,892	58	4,484,014	93
Animal Sciences-OSUE			25,012	2	25,012	2
Anthropology	71,662	3	6,320	2	77,981	5
Art Education			1,537,909	24	1,537,909	24
Arts Administration	(2,709)	1	978	1	(1,731)	2
Astronomy	1,162,660	28	187,730	12	1,350,390	40
Biochemistry	1,113,817	11	238,222	14	1,352,038	25
Biological Sciences Administration	4,117	1			4,117	1

Biomedical Engineering	361,071	4	153,109	6	514,180	10
Biostatistics Program	43,345	1			43,345	1
Biotechnology Center			11,381	1	11,381	1
Black Studies			90,247	4	90,247	4
Business Administration	106,282	1	11,557	1	117,840	2
Byrd Polar Research Center	2,854,672	79	248,756	9	3,103,428	88
Campus Electron Optics Facility			104,573	1	104,573	1
Cancer Hospital and Research Institute			421,354	4	421,354	4
Cell Biology, Neurobiology and Anatomy	181,745	1	9,838	1	191,584	2
Center for Cognitive Science	184,149	4	45,938	2	230,086	6
Center for Education and Training for Employment	1,122,642	9	2,748,232	58	3,870,874	67
Center for Health Policy Studies			28,592	2	28,592	2
Center for Human Resource Research	4,220,489	39	3,166,441	25	7,386,931	64
Center for Lake Erie Area Research	1,015,243	50	317,491	20	1,332,734	70
Center for Mapping	(84,024)	9	190,374	9	106,349	18
Center for Materials Research	121,433	2	24,200	1	145,633	4
Center for Medieval and Renaissance Studies			40,744	1	40,744	1
Center for Molecular Environmental Health	176,703	2			176,703	2
Chemical Engineering	1,173,853	32	2,309,615	62	3,483,468	93
Chemical Instrumentation Center	402,278	3	1,299,175	2	1,701,453	5
Chemistry	5,123,607	62	1,041,956	44	6,165,563	106
Civil and Environmental Engineering and Geodetic Science	1,067,772	35	2,167,043	59	3,234,814	94
Community Development-OSUE	20,055	1	89,066	4	109,120	5
Community, Parent-Child, and Psychiatric Nursing	230,824	6	194,572	10	425,396	16
Comprehensive Cancer Center	5,551,956	85	3,028,287	79	8,580,242	164
Computer and Information Science	1,377,255	33	821,448	19	2,198,703	52
Consumer and Textile Sciences	36,102	4	2,565	1	38,667	5
County Operations-OSUE	13,376	2	2,550,087	248	2,563,463	250

County South District-OSUE			32,566	3	32,566	3
Dance			54,398	1	54,398	1
Dentistry Administration	180	1	229,487	4	229,667	5
East Asian Languages and Literatures	59,945	0	46,326	1	106,271	1
Economics	46,341	5	2,831	1	49,172	6
Education Administration	90,790	3	105,917	6	196,707	9
Educational Services and Research	39,336	3			39,336	3
Educational Studies: Humanities, Science, Technological, and Vocational	(22,865)	1	(352)	2	(23,217)	3
Educational Theory and Practice			(5,301)	1	(5,301)	1
Electrical Engineering	3,720,038	64	4,633,731	155	8,353,769	220
Electron Microscopy Laboratory-OARDC			11,491	1	11,491	1
Emergency Medicine	49,724	1	247,547	13	297,270	14
Endodontics	7,506	0			7,506	0
Engineering Administration			25,820	6	25,820	6
Engineering Experiment Station	5,461,852	14	23,193,905	46	28,655,758	60
English	69,789	2	5,799	2	75,588	4
English as a Second Language			57,093	3	57,093	3
Entomology	568,247	23	142,062	10	710,309	33
Entomology-OARDC	723,715	22	1,424,907	43	2,148,622	65
Entomology-OSUE	3,341	0	11,943	2	15,283	2
Evolution, Ecology, and Organismal Biology	652,068	29	1,014,887	51	1,666,955	80
Family Medicine	317,875	2			317,875	2
Finance			138,451	3	138,451	3
Food Animal Health-OARDC	955,998	17	1,172,764	35	2,128,762	52
Food Science and Nutrition-OARDC	145,618	6	856,798	23	1,002,416	29
Food Science and Technology	384,732	8	723,101	37	1,107,832	44
Food Science and Technology-OSUE			3,423	1	3,423	1
Food, Agricultural and Biological Engineering	299,892	11	103,639	13	403,531	24

Food, Agricultural and Environmental Sciences and Agricultural Administration	22,000	1	309,293	66	331,293	67
Food, Agricultural, and Biological Engineering-OARDC	432,875	16	1,431,349	47	1,864,225	63
Food, Agricultural, and Biological Engineering-OSUE			70,904	2	70,904	2
Foreign Language Center	317,198	4			317,198	4
General University - University Controller			3,240	1	3,240	1
Geography	271,021	13	21,967	5	292,988	18
Geological Sciences	954,606	35	366,050	12	1,320,656	47
Geriatrics and Gerontology	36,398	1	15,463	3	51,861	4
Graduate School Administration	218,000	1			218,000	1
Greek and Latin			15,308	1	15,308	1
Health Sciences Administration			28,836	1	28,836	1
Health Sciences Library			(432)	1	(432)	1
Health Services Research	370	1	4,377	1	4,747	2
Health, Physical Education, and Recreation			28	0	28	0
Heart and Lung Institute			3,097	1	3,097	1
HHHH-OSUE			56,973	5	56,973	5
History	78,261	4	23,904	2	102,165	6
History of Art	11,218	1	3,372	1	14,590	2
Horticulture and Crop Science	5,898	4	118,779	10	124,676	14
Horticulture and Crop Science-OARDC	1,189,058	37	2,725,360	94	3,914,418	131
Human and Community Resource Development-OARDC	1,543	1	506,163	6	507,706	7
Human Cancer Genetics			1,756,730	4	1,756,730	4
Human Development and Family Science	95,759	1	780,976	40	876,735	41
Human Development and Family Science-OSUE			4,657	2	4,657	2
Human Ecology Administration	169,236	1			169,236	1
Human Ecology Administration-OSUE			103,556	6	103,556	6
Human Ecology-OARDC	315,600	12	437,432	25	753,032	37

Human Nutrition and Food Management	204,684	6	127,964	9	332,649	15
Industrial, Welding and Systems Engineering	1,954,461	32	1,940,078	94	3,894,539	127
Interdisciplinary-OARDC			192,488	4	192,488	4
Internal Medicine	7,042,274	60	2,987,049	161	10,029,323	220
International Programs in Agriculture	46,860	4	180,678	8	227,539	12
Law			120,243	2	120,243	2
Lima Campus	37,901	4	442	1	38,343	5
Linguistics	104,558	3	129,026	9	233,585	12
Management and Human Resources	106,282	1	3,468	2	109,750	3
Management Sciences	24,873	2	58	1	24,931	3
Mansfield Campus	15,271	1	74,124	6	89,396	7
Marion Campus	72,203	1			72,203	1
Marketing			20,037	1	20,037	1
Materials Science and Engineering	2,888,099	37	2,136,900	59	5,024,999	96
Mathematics	872,944	39	33,839	3	906,783	42
Mechanical Engineering	3,026,688	65	3,076,463	73	6,103,151	138
Medical Biochemistry	1,810,756	25	396,535	18	2,207,290	43
Medicine and Public Health Administration	2,328,325	9	95,154	4	2,423,479	13
Mershon Center for Education	106,418	3	191,993	6	298,411	9
Microbiology	2,382,850	28	155,419	8	2,538,269	36
Microbiology and Immunology	3,180,435	27	458,460	9	3,638,895	36
Minority Affairs	415,075	4			415,075	4
Molecular Genetics	2,192,571	24	278,195	15	2,470,765	38
National Regulatory Research Institute	22,130	1	2,462,565	70	2,484,695	71
Natural Resources	771,705	32	491,432	34	1,263,137	66
Natural Resources-OARDC	1,186,912	28	1,556,002	58	2,742,913	86
Natural Resources-OSUE			37,285	2	37,285	2
Neurobiotechnology Center	2,223,441	19	597,630	14	2,821,071	33
Neurology	288,533	3	2,735,463	105	3,023,996	108
Neuroscience	1,181,754	20	106,811	8	1,288,565	28
Newark Campus	25,086	2			25,086	2

Nisonger Center	1,108,423	13	344,956	10	1,453,379	23
OARnet	278	1	8,287,920	8	8,288,198	9
Obstetrics and Gynecology	1,204,433	31	539,469	17	1,743,902	48
Office of International Studies	804,077	16	88,160	3	892,237	19
Ohio Agricultural Research and Development Center	553,640	19	12,491,900	70	13,045,540	89
Ohio Biological Survey			992	1	992	1
Ohio Learning Network			908,057	3	908,057	3
Ohio Supercomputer Center	146,973	3	6,880,237	26	7,027,210	29
Ophthalmology	132,922	7	300,872	14	433,795	21
Optometry	3,604,628	29	14,103	4	3,618,731	33
Oral and Maxillofacial Surgery			65,453	4	65,453	4
Oral Biology	1,222,640	18	49,514	3	1,272,154	20
Oral Pathology	293,387	3	9,086	1	302,474	4
Organization and Human Resource Development			37,527	3	37,527	3
Orthodontics	106,278	2	85,629	6	191,907	8
OSUE Administration	13,165	2	14,039	3	27,204	5
Otolaryngology	583,828	5	238,645	8	822,472	12
Pathology	3,528,222	35	1,421,907	32	4,950,129	67
Pediatric Dentistry	39,137	1	26,498	2	65,636	3
Pediatrics	4,331,307	66	6,494,864	185	10,826,171	251
Periodontology	613,870	9	24,397	2	638,268	11
Pharmacology	726,744	12	869,399	3	1,596,143	15
Pharmacy	4,250,838	52	530,114	40	4,780,952	92
Philosophy	15,822	1			15,822	1
Physical Medicine	1,087,997	12	404,612	13	1,492,609	24
Physics	6,023,545	83	1,074,307	24	7,097,852	106
Physiology	1,877,631	16	475,347	19	2,352,977	35
Piketon Research and Extension Center-OARDC	7,015	1	143,325	8	150,341	9
Plant Biology	1,290,626	25	254,017	6	1,544,643	31
Plant Biotechnology	556,563	10	37,775	3	594,338	13
Plant Pathology	53,504	4	178,221	8	231,725	12
Plant Pathology-OARDC	834,488	24	1,715,203	54	2,549,691	78
Political Science	107,793	5	58,666	1	166,459	6
Primary Care			1,579	1	1,579	1

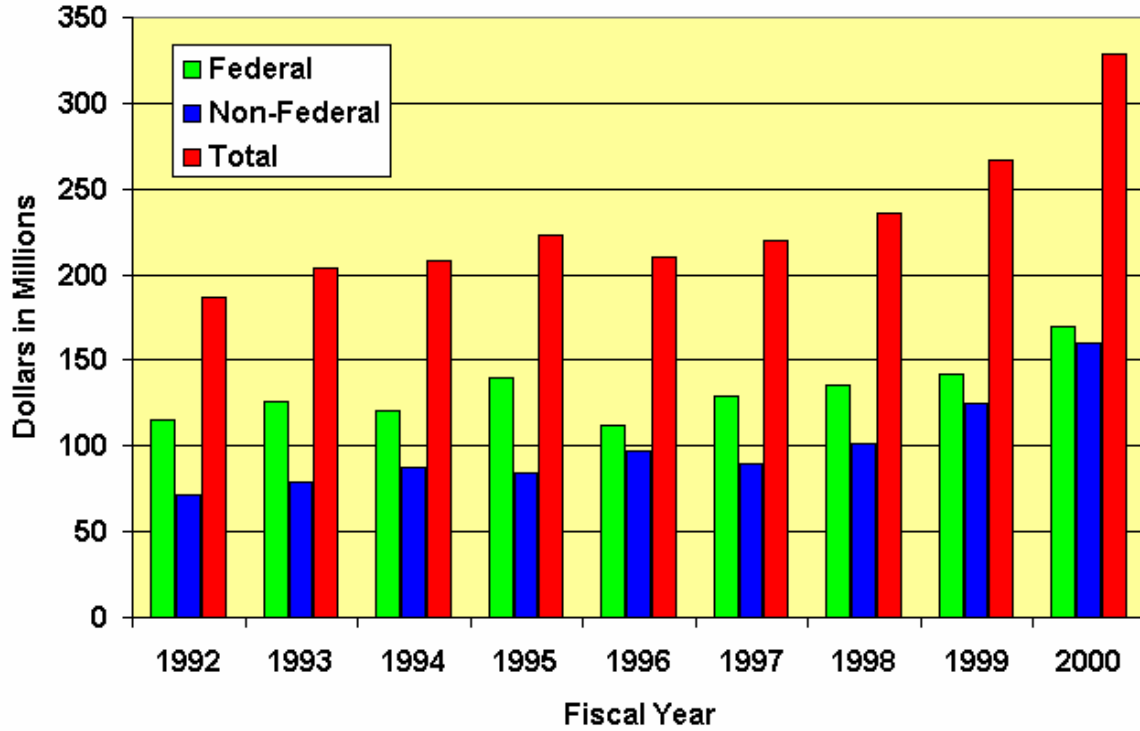
Psychiatry	1,508,483	10	172,141	7	1,680,623	16
Psychology	3,237,385	39	329,473	13	3,566,858	52
Radiology	602,853	8	3,207	2	606,061	11
Research Administration			296,017	2	296,017	2
Research Centers - Other			1,352	1	1,352	1
Research Extension Analytical Lab-OARDC			1,194	1	1,194	1
Research Operations-OARDC			1,414	1	1,414	1
Restorative and Prosthetic Dentistry	652,367	10	104,876	10	757,243	19
School of Architecture	44,193	2	165,830	8	210,023	9
School of Educational Policy and Leadership	3,088	3	255,558	10	258,646	13
School of Music			2,503	1	2,503	1
School of Physical Activity and Educational Services	4,474,488	25	581,616	12	5,056,104	37
School of Public Health	1,166,813	20	845,518	18	2,012,331	38
School of Public Policy and Management	44,356	3			44,356	3
School of Teaching and Learning	5,565,638	8	755,555	26	6,321,192	34
Secret Arboretum-OARDC			14	1	14	1
Social Work	129,122	3	195,391	9	324,513	12
Sociology	286,288	8	190,730	6	477,018	14
Spanish and Portuguese			(2,396)	0	(2,396)	0
Speech and Hearing	329,030	10	1,408	1	330,438	11
Statistics	490,856	12	102,632	2	593,488	14
Student Affairs Administration			15,015	2	15,015	2
Student Gender and Sexuality Services			5,470	1	5,470	1
Student Health Service			16,632	2	16,632	2
Surgery	1,150,026	22	1,566,947	52	2,716,973	73
Technology Partnerships			482	1	482	1
University College Administration			58,060	2	58,060	2
University Laboratory Animal Resources	293,490	1	604,816	5	898,306	6
University Libraries			13,518	1	13,518	1
Veterinary Biosciences	3,512,584	44	614,121	48	4,126,704	92

**Annual Report****Fiscal Year 2000**

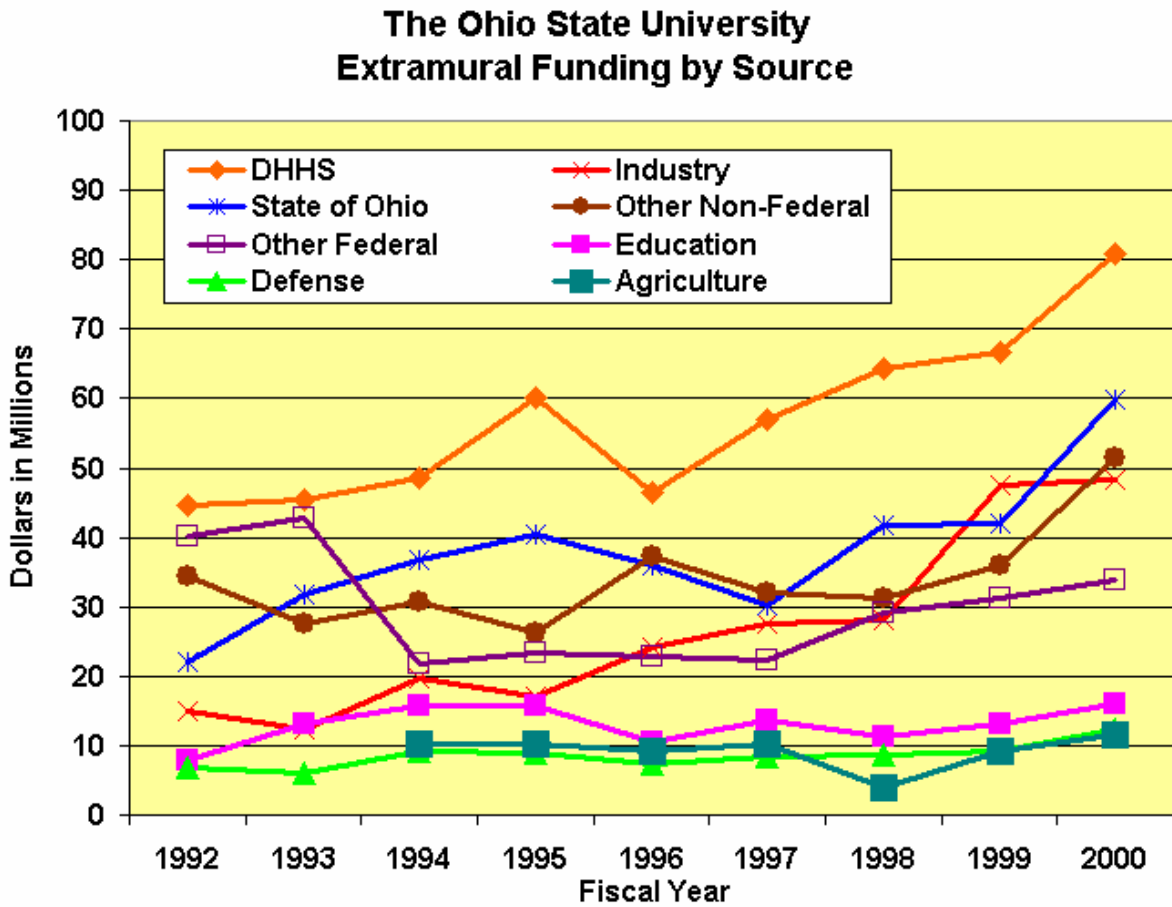
Veterinary Clinical Sciences	387,292	8	640,798	71	1,028,090	79
Veterinary Medicine Administration	27,084	2	55,753	2	82,838	4
Veterinary Preventative Medicine	61,355	2	81,009	14	142,364	16
Wexner Center for the Arts - Education			5,600	2	5,600	2
Wexner Center for the Arts - Exhibitions			80,500	4	80,500	4
Wexner Center for the Arts - Marketing			5,000	1	5,000	1
Wexner Center for the Arts - Performing Arts			3,400	1	3,400	1
Women's Studies	46,455	2	1,114	0	47,570	2
<b>Grand Total</b>	<b>143,669,029</b>	<b>2,188</b>	<b>145,815,942</b>	<b>3,393</b>	<b>289,484,971</b>	<b>5,581</b>

# Extramural Award Trends (92-00)

### The Ohio State University Extramural Funding Growth



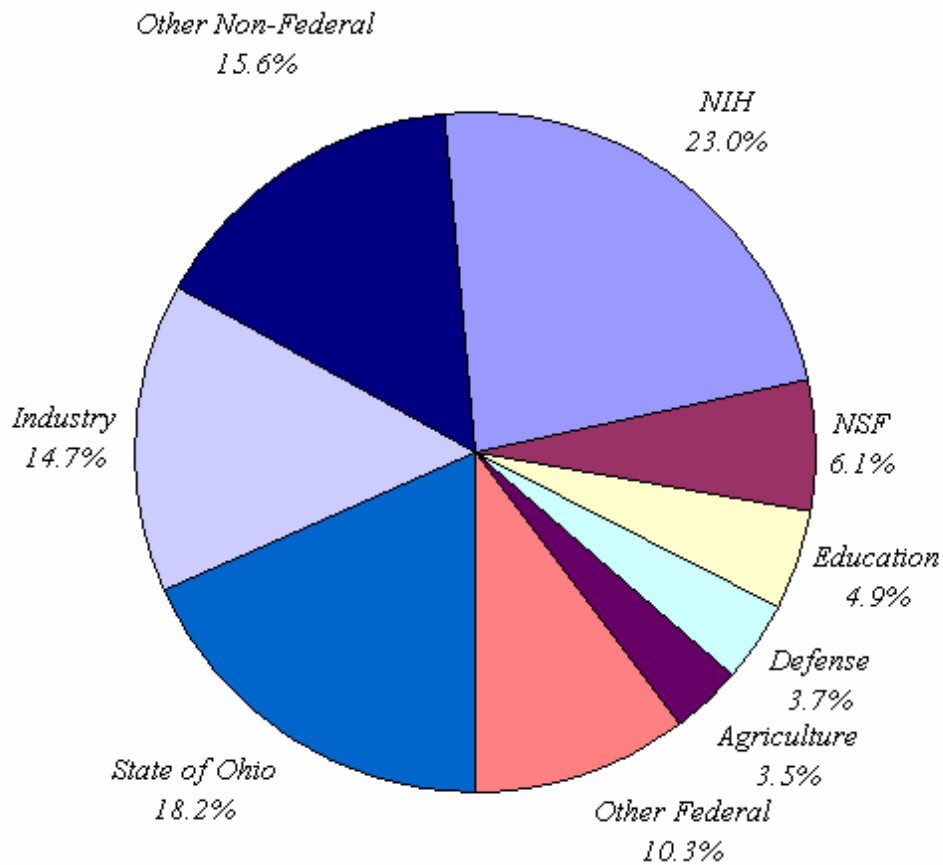
# Extramural Awards by Source (92-00)



## Awards by Administrative Unit

	Amount (\$)	No.
Research Foundation (RF)	\$228,737,977	2,433
Ohio Agricultural Research and Development Center (OARDC)	\$29,545,423	586
Children's Research Institution (CRI)	\$15,834,554	117
OTHER (FAS, OBOR, TRC)	\$54,749,981	220
<b>TOTAL</b>	<b>\$267,117,146</b>	<b>3,356</b>

# Awards by Sources of Funds



**FEDERAL**

National Institutes of Health ( <i>NIH</i> )	\$ 75,530,196
National Science Foundation ( <i>NSF</i> )	20,103,165
Department of Education	15,979,445
Department of Defense	12,326,359
Department of Agriculture	11,508,409
Other Federal ( <i>including NASA, Depts. of Energy and Labor, EPA, NEA, NEH, etc.</i> )	33,780,959

**TOTAL FEDERAL** **169,228,533**

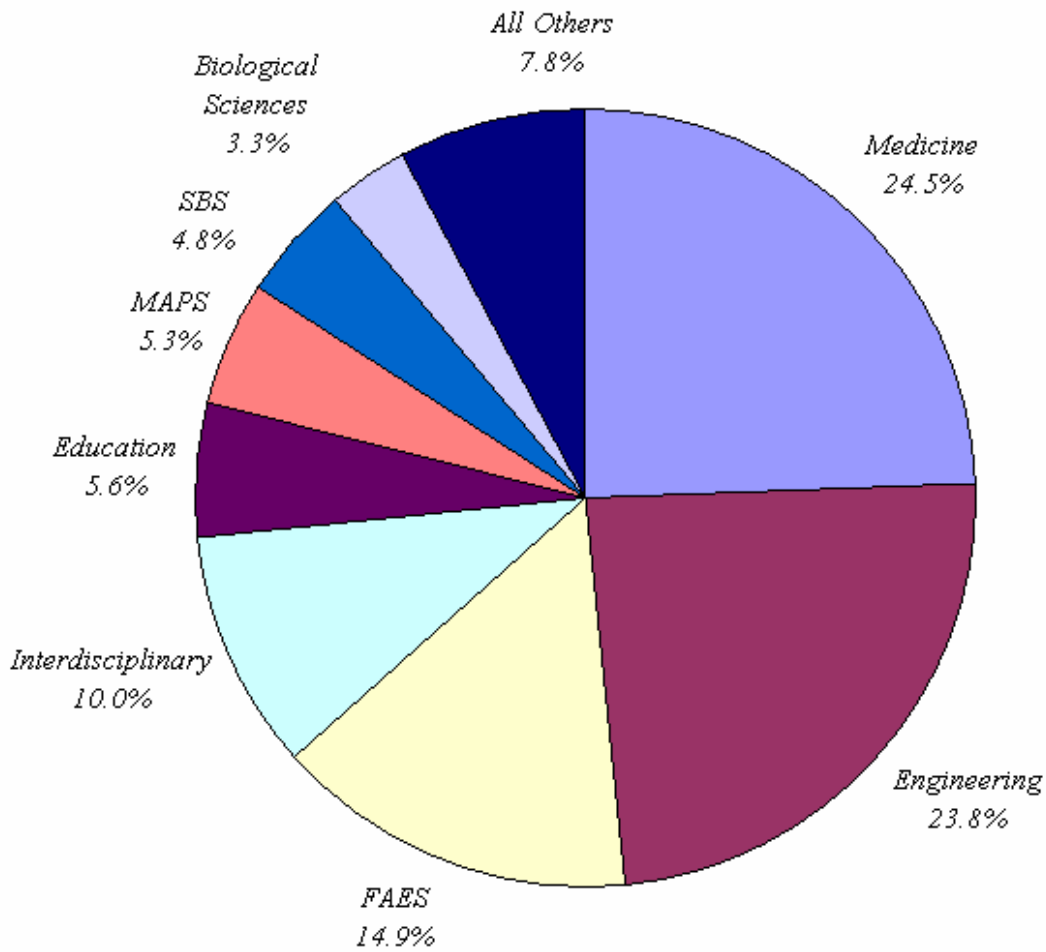
**NON-FEDERAL**

State of Ohio	59,928,773
Other Non-Federal	51,359,671
Industry	48,350,959

**TOTAL NON-FEDERAL** **159,639,402**

**TOTAL AWARDS** **\$328,867,935**

# Awards by College



**COLLEGE/OFFICE**

College of Medicine and Public Health and Office of Health Sciences (Medicine)	\$80,594,816
College of Engineering	78,347,890
College of Food, Agricultural and Environmental Sciences and Agricultural Administration (FAES)	49,108,442
Interdisciplinary Programs Reporting to the Offices of Academic Affairs and Research (Interdisciplinary)	32,788,365
College of Education	18,450,768
College of Math and Physical Sciences (MAPS)	17,495,610
College of Social and Behavioral Sciences (SBS)	15,721,489
College of Biological Sciences	10,802,284
All Others (See Table 3 for Details)	32,788,365
<b>TOTAL AWARDS</b>	<b>\$328,867,935</b>

## Awards by PI Rank

<b>Professor</b>	1158
<b>Associate Professor</b>	620
<b>Assistant Professor</b>	414
<b>Other (Research Scientist et.al.)</b>	241

The distribution of awards by rank points out the strength of the faculty in all stages of their careers. It also gives testimony to the fine contributions of research scientists. (RF data only)

## Distribution of New Awards Among Colleges and Offices of the University

College/Office	Federal		Non-Federal		Total	
	Amount Awarded (\$)	No.	Amount Awarded (\$)	No.	Amount Awarded (\$)	No.
College of Biological Sciences	8,852,243	71	1,950,041	31	10,802,284	102
College of Dentistry	2,897,778	25	673,696	21	3,571,474	46
College of Education	13,882,282	14	4,568,486	54	18,450,768	68
College of Engineering	26,350,265	184	51,997,625	464	78,347,890	648
College of Food, Agricultural and Environmental Sciences and Agricultural Administration	12,952,679	244	36,155,764	604	49,108,442	848
College of Human Ecology	115,769	1	748,714	13	864,483	14
College of Humanities	336,816	5	174,696	9	511,512	14
College of Math and Physical Sciences	15,633,282	133	1,862,328	47	17,495,610	180
College of Medicine and Public Health and Office of Health Sciences	50,345,806	209	30,249,010	739	80,594,816	948
College of Nursing	1,158,370	8	304,787	8	1,463,157	16
College of Optometry	3,946,284	10	38,916	9	3,985,200	19
College of Pharmacy	4,931,150	28	420,927	18	5,352,077	46
College of Social and Behavioral Sciences	12,179,442	37	3,542,047	22	15,721,489	59
College of Social Work	74,586	1	258,070	5	332,656	6
College of the Arts			1,136,000	9	1,136,000	9
College of Veterinary Medicine	5,304,383	33	1,836,989	113	7,141,372	146
Fisher College of Business	290,000	1	31,594	2	321,594	3
Graduate School	308,000	1			308,000	1
Interdisciplinary Programs Reporting to the Offices of Academic Affairs and Research	9,466,448	72	23,321,916	92	32,788,365	164
Office of Finance			3,240	1	3,240	1
Office of Human Resources			35,514	2	35,514	2
Office of Student Affairs			96,037	5	96,037	5
Regional Campuses	202,950	3	73,505	4	276,455	7
University College			139,132	3	139,132	3
University Libraries			20,369	1	20,369	1
<b>Grand Total</b>	<b>169,228,533</b>	<b>1,080</b>	<b>159,639,402</b>	<b>2,276</b>	<b>328,867,935</b>	<b>3,356</b>

## Distribution of New Awards Among Departments of the University

Department	Federal		Non-Federal		Total	
	Amount Awarded (\$)	No.	Amount Awarded (\$)	No.	Amount Awarded (\$)	No.
Adult Health and Illness Nursing	1,037,584	7	85,000	4	1,122,584	11
Aeronautical Engineering, Applied Mechanics and Aviation	667,537	8	2,377,063	27	3,044,600	35
Agricultural and Natural Resources-OSUE	15,500	1	67,009	1	82,509	2
Agricultural Education			8,806	2	8,806	2
Agricultural Technical Institute - Administrative Support	711,247	4	3,657	1	714,904	5
Agricultural, Environmental, and Development Economics			55,068	3	55,068	3
Agricultural, Environmental, and Development Economics-OARDC	693,501	16	1,485,327	21	2,178,828	37
Allied Medical Professions	396,849	4	202,316	2	599,165	6
Anesthesiology			87,775	10	87,775	10
Animal Sciences-OARDC	1,508,889	33	3,286,557	60	4,795,446	93
Anthropology	61,282	1	15,866	2	77,148	3
Art Education			1,128,000	6	1,128,000	6
Arts Administration			1,000	1	1,000	1
Astronomy	1,176,315	15	161,893	5	1,338,208	20
Biochemistry	1,332,748	8	186,490	6	1,519,238	14
Biological Sciences Administration	1,763	3			1,763	3
Biomedical Engineering	774,807	3	87,902	2	862,709	5
Biotechnology Center			11,381	1	11,381	1
Business Administration			11,557	1	11,557	1
Byrd Polar Research Center	4,166,638	47	340,804	12	4,507,442	59
Campus Electron Optics Facility			104,573	1	104,573	1
Cancer Hospital and Research Institute			507,713	3	507,713	3
Cell Biology, Neurobiology and Anatomy	327,585	2	16,343	1	343,928	3
Center for Cognitive Science			47,506	2	47,506	2
Center for Education and Training for Employment	3,099,310	3	2,301,996	31	5,401,306	34
Center for Health Policy Studies			68,123	1	68,123	1
Center for Human Resource Research	8,097,167	7	2,629,022	6	10,726,189	13
Center for Lake Erie Area Research	1,140,802	4	302,895	11	1,443,697	15

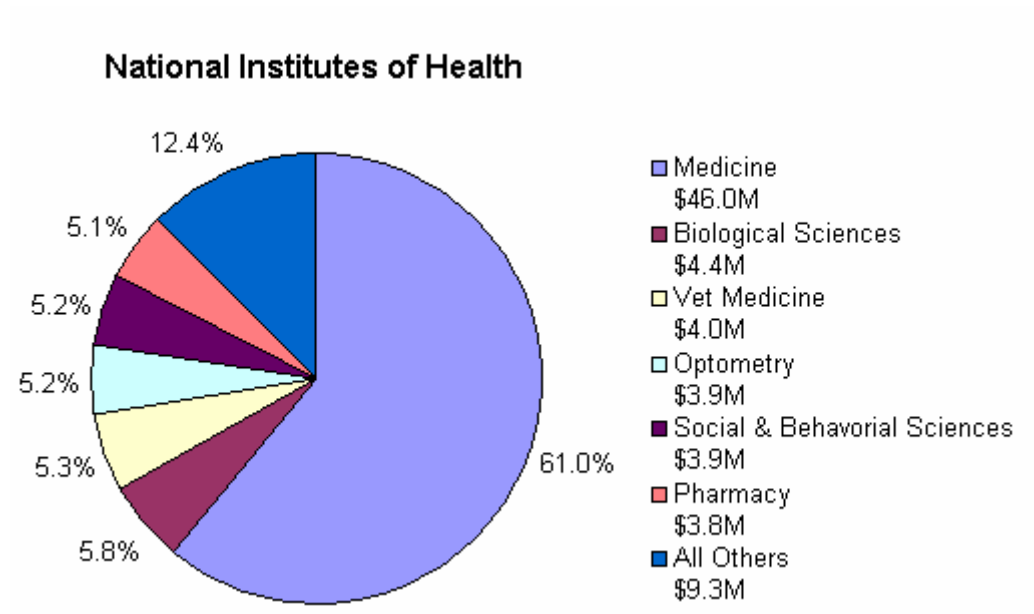
Center for Mapping	1,180,283	3	99,878	3	1,280,161	6
Center for Materials Research	298,912	2	137,665	2	436,577	4
Center for Medieval and Renaissance Studies			40,744	1	40,744	1
Chemical Engineering	1,385,587	14	2,613,613	46	3,999,200	60
Chemical Instrumentation Center			1,299,175	2	1,299,175	2
Chemistry	6,110,837	40	645,570	18	6,756,407	58
Civil and Environmental Engineering and Geodetic Science	1,240,411	19	2,496,141	32	3,736,552	51
Community Development-OSUE			56,656	1	56,656	1
Community, Parent-Child, and Psychiatric Nursing	120,786	1	219,787	4	340,573	5
Comprehensive Cancer Center	6,514,164	21	2,113,555	53	8,627,719	74
Computer and Information Science	1,433,804	11	646,224	8	2,080,028	19
County Operations-OSUE	29,400	1	839,201	22	868,601	23
County South District-OSUE			54,482	2	54,482	2
Dentistry Administration			172,909	4	172,909	4
East Asian Languages and Literatures			44,765	1	44,765	1
Education Administration			110,865	3	110,865	3
Electrical Engineering	4,974,636	37	5,866,675	100	10,841,311	137
Electron Microscopy Laboratory-OARDC			11,491	1	11,491	1
Electroscience Laboratory			88,750	3	88,750	3
Emergency Medicine	46,300	1	116,844	25	163,144	26
Engineering Administration			254,982	1	254,982	1
Engineering Experiment Station	5,711,398	13	26,603,630	75	32,315,028	88
English			4,734	1	4,734	1
English as a Second Language			59,183	2	59,183	2
Entomology	540,466	4	73,281	1	613,747	5
Entomology-OARDC	556,881	17	1,450,308	40	2,007,189	57
Entomology-OSUE			15,952	1	15,952	1
Evolution, Ecology, and Organismal Biology	590,528	11	1,067,168	11	1,657,696	22
Family Medicine	207,239	1			207,239	1
Food Animal Health-OARDC	1,306,602	12	1,200,181	26	2,506,783	38
Food Science and Nutrition-OARDC	794,958	13	1,357,949	38	2,152,907	51
Food Science and Technology			130,000	1	130,000	1
Food, Agricultural and Biological Engineering	48,565	1	15,466	2	64,031	3
Food, Agricultural, and Biological Engineering-OARDC	707,231	19	1,928,844	52	2,636,075	71
General University - University Controller			3,240	1	3,240	1

Geography	21,305	3	1	1	21,306	4
Geological Sciences	608,862	7	195,353	5	804,215	12
Geriatrics and Gerontology	36,398	1	5,841	2	42,239	3
Graduate School Administration	308,000	1			308,000	1
Health Sciences Administration			28,836	1	28,836	1
Heart and Lung Institute			37,500	2	37,500	2
History	12,000	1			12,000	1
History of Art			4,500	1	4,500	1
Horticulture and Crop Science-OARDC	1,416,545	35	2,833,031	84	4,249,576	119
Human and Community Resource Development-OARDC	1,543	1	1,138,320	9	1,139,863	10
Human Cancer Genetics			1,756,730	4	1,756,730	4
Human Development and Family Science	115,769	1	748,714	13	864,483	14
Human Ecology Administration-OSUE			2,300,942	3	2,300,942	3
Human Ecology-OARDC	909,983	17	545,746	26	1,455,729	43
Industrial, Welding and Systems Engineering	2,176,825	21	2,159,667	51	4,336,492	72
Interdisciplinary-OARDC			193,963	4	193,963	4
Internal Medicine	7,024,572	28	2,992,736	184	10,017,308	212
International Programs in Agriculture	149,818	4	309,330	3	459,148	7
Lima Campus	61,229	1			61,229	1
Linguistics	124,373	2	84,453	6	208,826	8
Management and Human Resources	290,000	1			290,000	1
Mansfield Campus	58,473	1	73,505	4	131,978	5
Marion Campus	83,248	1			83,248	1
Marketing			20,037	1	20,037	1
Materials Science and Engineering	3,986,437	24	2,489,873	48	6,476,310	72
Mathematics	677,500	19	146,825	4	824,325	23
Mechanical Engineering	3,945,745	33	3,231,710	55	7,177,455	88
Medical Biochemistry	2,316,657	11	373,237	10	2,689,894	21
Medicine and Public Health Administration	2,174,387	3	95,932	2	2,270,319	5
Mershon Center for Education	400,000	1	250,214	2	650,214	3
Microbiology	1,809,737	11	86,948	4	1,896,685	15
Microbiology and Immunology	6,982,326	18	1,303,107	10	8,285,433	28
Minority Affairs	482,513	2			482,513	2
Molecular Genetics	2,472,467	16	133,000	3	2,605,467	19
National Regulatory Research Institute	53,078	1	2,883,143	13	2,936,221	14
Natural Resources			156,752	5	156,752	5
Natural Resources-OARDC	2,556,830	34	1,880,675	69	4,437,505	103
Natural Resources-OSUE			40,000	1	40,000	1
Neurobiotechnology Center	2,116,998	13	780,702	8	2,897,700	21

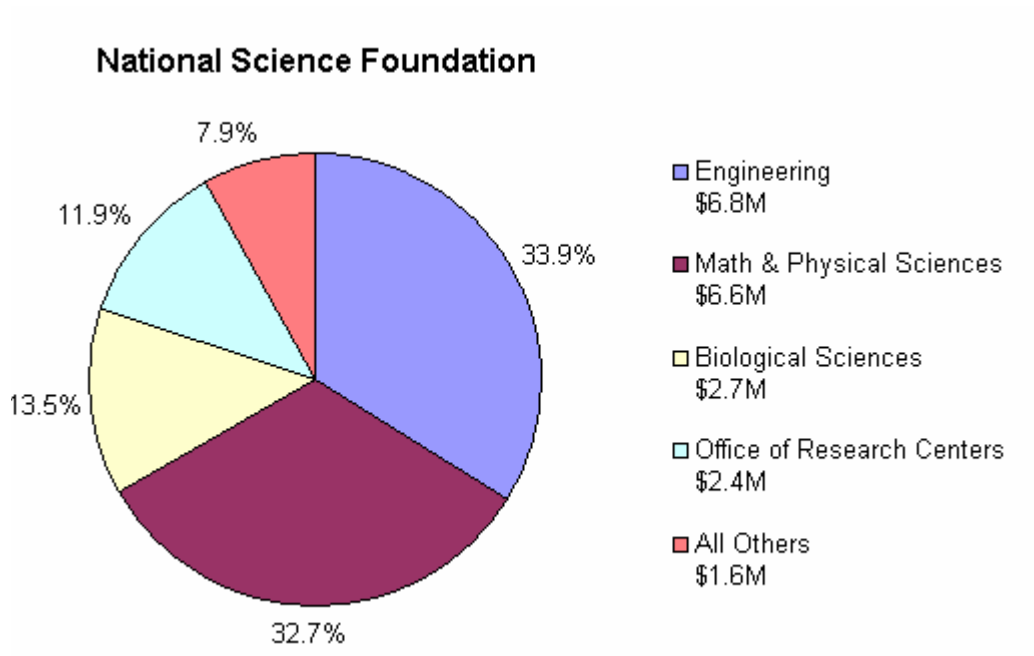
Neurology	88,344	1	3,293,741	155	3,382,085	156
Neuroscience	1,053,659	7	146,000	3	1,199,659	10
Nisonger Center	1,231,569	4	392,136	15	1,623,705	19
OARnet	278	1	8,287,920	8	8,288,198	9
Obstetrics and Gynecology	1,438,529	6	346,266	17	1,784,795	23
Office of International Studies	1,288,812	11	611,833	3	1,900,645	14
Ohio Agricultural Research and Development Center	574,232	12	12,957,650	72	13,531,882	84
Ohio Biological Survey			3,419	1	3,419	1
Ohio Learning Network			824,523	1	824,523	1
Ohio Supercomputer Center	22,500	1	7,272,257	25	7,294,757	26
Ophthalmology	167,391	3	259,119	8	426,510	11
Optometry	3,946,284	10	38,916	9	3,985,200	19
Oral and Maxillofacial Surgery			9,600	1	9,600	1
Oral Biology	1,128,269	11	20,000	1	1,148,269	12
Oral Pathology	254,882	1	9,600	1	264,482	2
Organization and Human Resource Development			35,514	2	35,514	2
Orthodontics	34,295	1	175,367	4	209,662	5
Orthopaedics			19,338	2	19,338	2
Otolaryngology	841,132	5	111,315	3	952,447	8
Pathology	2,839,604	11	1,607,701	17	4,447,305	28
Pediatric Dentistry	73,000	1	39,671	1	112,671	2
Pediatrics	4,532,612	24	9,266,847	78	13,799,459	102
Periodontology	652,629	5	73,600	2	726,229	7
Pharmacology	642,587	5	697,611	22	1,340,198	27
Pharmacy	4,931,150	28	420,927	18	5,352,077	46
Philosophy	56,342	1			56,342	1
Physical Medicine	1,077,064	4	301,625	6	1,378,689	10
Physics	6,646,139	44	645,687	12	7,291,826	56
Physiology	1,818,811	10	240,504	7	2,059,315	17
Piketon Research and Extension Center-OARDC	10,000	1	163,289	6	173,289	7
Plant Biology	1,349,930	15	300,436	4	1,650,366	19
Plant Biotechnology	754,604	3	99,299	1	853,903	4
Plant Pathology-OARDC	960,954	23	1,666,488	45	2,627,442	68
Primary Care			20,000	1	20,000	1
Psychiatry	1,246,291	7	178,437	2	1,424,728	9
Psychology	2,526,281	16	381,288	7	2,907,569	23
Radiology	543,238	3	29,649	3	572,887	6
Research Administration			3,256,800	4	3,256,800	4
Research Centers - Other			1,352	1	1,352	1

Research Extension Analytical Lab-OARDC			1,194	1	1,194	1
Research Operations-OARDC			1,414	1	1,414	1
Restorative and Prosthetic Dentistry	754,703	6	152,949	6	907,652	12
School of Architecture			198,251	3	198,251	3
School of Educational Policy and Leadership	18,000	1	140,948	4	158,948	5
School of Music			2,500	1	2,500	1
School of Physical Activity and Educational Services	5,322,042	6	1,239,109	7	6,561,151	13
School of Public Health	3,455,002	10	860,031	9	4,315,033	19
School of Teaching and Learning	5,442,930	4	716,385	7	6,159,315	11
Secrest Arboretum-OARDC			14	1	14	1
Social Work	74,586	1	258,070	5	332,656	6
Sociology	587,890	5	265,656	4	853,546	9
Speech and Hearing	485,517	4			485,517	4
Statistics	413,629	8	67,000	3	480,629	11
Student Affairs Administration			56,037	3	56,037	3
Student Gender and Sexuality Services			35,000	1	35,000	1
Student Health Service			5,000	1	5,000	1
Surgery	1,226,498	6	2,011,400	74	3,237,898	80
Technology Partnerships			482	1	482	1
University College Administration			139,132	3	139,132	3
University Laboratory Animal Resources	885,710	1	604,816	5	1,490,526	6
University Libraries			20,369	1	20,369	1
Veterinary Biosciences	4,160,075	27	499,237	30	4,659,312	57
Veterinary Clinical Sciences	344,097	4	1,179,624	72	1,523,721	76
Veterinary Medicine Administration	28,343	1	55,753	2	84,096	3
Veterinary Preventative Medicine	771,868	1	102,374	9	874,242	10
Wexner Center for the Arts - Education			8,100	3	8,100	3
Wexner Center for the Arts - Exhibitions			65,726	3	65,726	3
Wexner Center for the Arts - Film and Video			17,600	1	17,600	1
Wexner Center for the Arts - Marketing			23,230	2	23,230	2
Wexner Center for the Arts - Performing Arts			3,400	1	3,400	1
Women's Studies	144,101	1			144,101	1
<b>Grand Total</b>	<b>169,228,533</b>	<b>1,080</b>	<b>159,639,402</b>	<b>2,276</b>	<b>328,867,935</b>	<b>3,356</b>

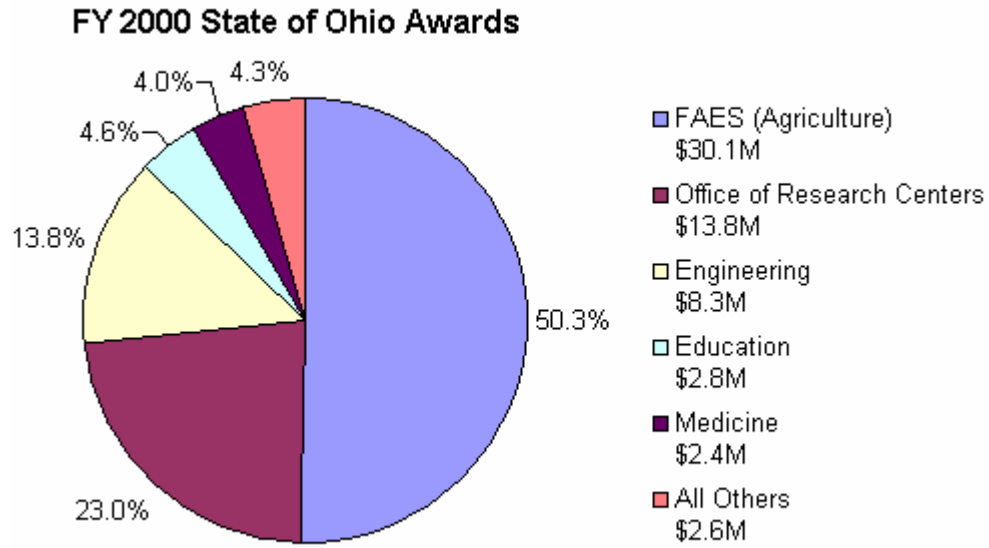
# NIH Awards by College



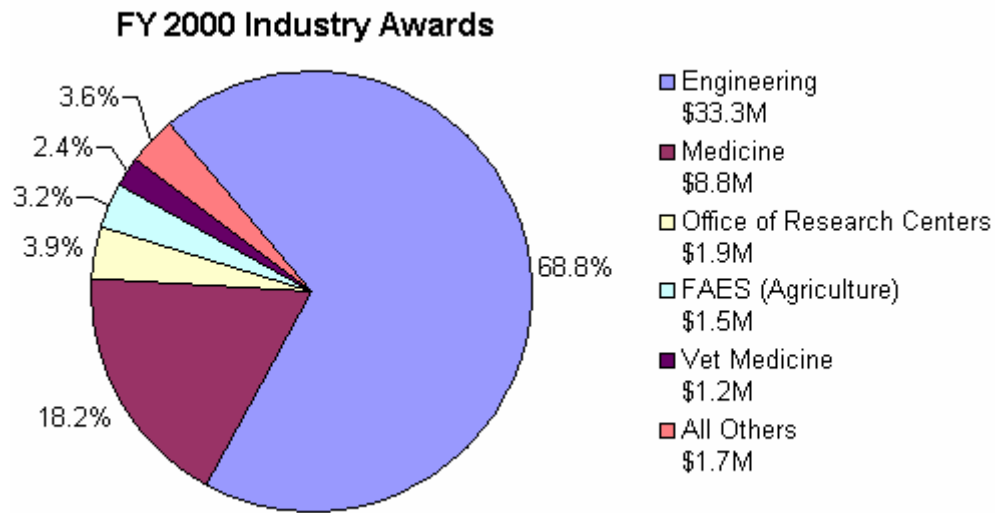
# NSF Awards by College



# State of Ohio Awards by College



# Industry Awards by College



# Top 25 Research Awards

Top 25 Research Awards by Descending Dollar Amount					
No.	Sponsor	Principal Investigator	Academic Unit	Title of Project	Amount (\$)
1	BUR OF LABOR STATISTICS	OLSEN, RANDALL J	CTR HUMN RESRCE RSCH	National Longitudinal Survey of Youth 79: Round 19 & 20.	6,404,909
2	OFC OF EDUCATIONAL RESEARCH & IMPROVEMT	SIMUTIS, LEONARD J	SCHL TEACHG&LEARNING	Eisenhower National Clearinghouse for mathematics and science education.	4,799,676
3	OH BOARD OF REGENTS	ALLEY, KEITH E	RESEARCH ADMIN	Ohio Learning Network.	3,000,000
4	DEPT OF ENERGY	PHYSICS, HIGH ENERGY	PHYSICS	Research in elementary particle physics.	2,855,065
5	OH DEPARTMENT OF DEVELOPMENT	FAN, LIANG-SHIH	ENGINEERING EXP STA	Ohio State carbonation ash reactivation.	2,727,396
6	NAT CANCER INSTITUTE	BLOOMFIELD, CLARA D	COMPRHNSVE CANCER CT	OSU Comprehensive Cancer Center Support Grant (CCSG).	2,620,940
7	NAT ASC REGULATORY UTILITY COMMISSIONERS	LAWTON, RAYMOND W	NATL REGL RESRC INST	Research and assistance plan and budget for the National Regulatory Research Institute.	2,494,321
8	ADMIN CHILDREN, YOUTH, & FAMILIES	SYKES, DENNIS J	SCHL PHY ACT&ED SERV	Sub-region V (b) Head Start Quality Improvement Center (Vb HSQIC).	2,366,104
9	OFC VOCATIONAL & ADULT EDUCATION PROGRMS	MCKINNEY, FLOYD L	CTR ED TRNG EMPLOYMT	National dissemination center for career and technical education.	2,237,615
10	NAT CENTER FOR RESEARCH RESOURCES	SEDMAK, DANIEL D	MED&PUBLIC HLTH ADM	General clinical research center.	2,174,387
11	NAT IN DENTAL & CRANIOFACIAL RESEARCH	GLASER, M RONALD	MOLE VIROL,IMM & M G	Center for stress and wound healing.	1,995,570
12	NAT IN ALRGY INF DIS	FASS, ROBERT J	INTERNAL MEDICINE	Adult AIDS Clinical Trials Group (ACTG).	1,951,494
13	OH DEPARTMENT OF HUMAN SERVICES	SPIEGEL, MARILYN A	OSUE-HUMAN ECLGY ADM	Family nutrition program.	1,733,644
14	NAT OPINION RESEARCH CENTER	OLSEN, RANDALL J	CTR HUMN RESRCE RSCH	National longitudinal survey of youth.	1,718,000
15	NAT IN AGING	GLASER, M RONALD	MOLE VIROL,IMM & M G	Stress, aging, and wound healing.	1,689,180
16	NAT EYE INSTITUTE	ZADNIK, KARLA S	OPTOMETRY, COLL OF	Myopia development in children.	1,657,083
17	NAT CANCER INSTITUTE	CHEN, MOON S JR	SCHOOL PUBLIC HEALTH	Asian American Network for Cancer Awareness, Research and Training (AANCART).	1,414,068

18	OFC OF POSTSECONDARY EDUCATION	SCOTT, JAMES A JR	SCHL PHY ACT&ED SERV	Communities of learners: Alternative career pathways for pre-K-3 teachers.	1,369,589
19	NAT EYE INSTITUTE	ZADNIK, KARLA S	OPTOMETRY, COLL OF	Collaborative Longitudinal Evaluation Keratoconus (CLEK) study.	1,218,111
20	OFC SPECIAL ED	MAGLIOCCA, LARRY A	SCHL PHY ACT&ED SERV	The Great Lakes Area Regional Resource Center for Region 4.	1,195,833
21	NAT OCEANIC & ATMOSPHERIC ADMINISTRATION	REUTTER, JEFFREY M	CTR/LAKE ERIE AR RSC	Ohio Sea Grant College Program.	1,134,928
22	NICHOLS RESEARCH CORPORATION	BENDER, CHARLES F	OH SUPERCOMPUTER CTR	High Performance Computer Modernization Program (HPCMP).	1,080,533
23	AIR FORCE OFFICE OF SCIENTIFIC RESEARCH	FRANKEL, GERALD S	MATERIALS SCI & ENGR	Mechanism of Al alloy corrosion and the role of chromate inhibitors.	1,000,000
24	OH DIVISION OF WILDLIFE	STEIN, ROY A	EVOLTN ECOLG&ORG BIO	Fish management in Ohio: FADB02-Aquatic Ecology Laboratory basic services.	943,708
25	OH DEPARTMENT OF DEVELOPMENT	FAN, LIANG-SHIH	CHEMICAL ENGINEERING	Ohio Coal Research Consortium.	921,507
				Top 25 Total	52,703,661

This table points out the diverse range of programs and projects across campus.